






FILTER TECHNOLOGY

# LIFE SCIENCES PRODUCT COLLECTION







	<b>GVS GROUP</b> .....	<b>2</b>
	<b>1. MICROFILTRATION FILTER DEVICES</b> .....	<b>3</b>
	Syringe Filters, ABLUO® - CAMEO .....	4
	Vent Filters .....	14
	Syringeless Filters SEPARA® .....	15
	Capsule Filters, Calyx™ .....	16
	Centrifuge Filters - Centrex™ .....	19
	Bottle-top Filters - ZapCap™ .....	20
	Extractor - Ethidium bromide .....	20
	Filter Holders for Membranes .....	21
	<b>2. MICROBIOLOGY</b> .....	<b>25</b>
	Microbiological monitors & Analytical Funnels .....	26
	Manifolds .....	27
	Nutrient Liquid Media .....	28
	SwabCheck™ .....	32
	Dilution Bottles .....	34
	<b>3. DISC AND SHEET MEMBRANES</b> .....	<b>35</b>
	Cellulose Acetate (CA) Membrane - AcetatePlus™ .....	36
	Nitrocellulose (NC) Membrane - MicronSep™ .....	37
	Polyethersulfone (PES) Membrane - UltraSep™ .....	39
	Nylon (NY) Membrane - Magna™ .....	40
	Polytetrafluoroethylene (PTFE) Membrane - PTFESep™ .....	42
	Regenerated Cellulose (RC) Membrane .....	43
	Polyvinylidene Fluoride (PVDF) Membrane .....	44
	Polypropylene (PP) Membrane - PolySep™ .....	45
	Polycarbonate Track Etched (PCTE) Membrane - Poretics™ .....	46
	Polyester Track Etched (PETE) Membrane - Poretics™ .....	50
	Drain Disc .....	51
	Filter Papers .....	52
	Qualitative Papers .....	52
	Quantitative Papers .....	55
	Glass Microfiber .....	58
	Glass Fiber Filters - PreSep™ .....	60
	<b>4. AIR MONITORING</b> .....	<b>61</b>
	P.M. 2.5 PTFE Membrane .....	62
	<b>5. TRANSFER MEMBRANES</b> .....	<b>63</b>
	Nitrocellulose Pure - Nitro Pure™ .....	64
	Nitrocellulose Supported - Nitro Plus™ .....	65
	Polyvinylidene Fluoride Pure - PVDF Pure™ .....	66
	Polyvinylidene Fluoride Supported - PVDF Plus™ .....	67
	Neutral Nylon - Magna Neutral™ .....	68
	Reprobing Charged Nylon - Magna Probe™ .....	69
	<b>6. PROTEIN ARRAY</b> .....	<b>71</b>
	FAST™ Slides .....	74
	FAST™ Buffers .....	75
	FAST™ Pack .....	75
	FAST™ Accessories .....	76
	<b>7. ROLL OEM MEMBRANES</b> .....	<b>77</b>
	<b>FILTRATION GUIDE</b> .....	<b>81</b>
	<b>COMPATIBILITY CHART</b> .....	<b>86</b>
	<b>PRODUCT CODE INDEX</b> .....	<b>88</b>

**With nearly 40 years of experience GVS Group is one of the world's leading manufacturers of membranes and microfiltration devices, with applications in the laboratory, medical and pharmaceutical markets, food & beverage and automotive.**

GVS Life Sciences Division offer a full line of laboratory filtration and analysis products, providing an incomparable experience for customer in the analytical, chemistry and life science laboratories.

GVS Group is a global supplier of membrane-based solutions for life science research. We offer a full line of research tools for filtration, protein and nucleic acid blotting and transfer.

#### **GVS Life Sciences complete range:**

- ◆ MICROFILTRATION PRODUCTS: Syringe Filters, Vent Filters, Capsule Filters, Centrifugal Filters, Bottle Top, Filter Holders for Membranes, Filter Funnels
- ◆ MICROBIOLOGY: Microbiological Monitors, Analytical Monitors, Nutrient Liquid Media, Swab Kits, Dilution Bottles
- ◆ FILTRATION MEMBRANES: Discs, Sheets and Roll, available in a wide range of media: CA, NC, NY, PES, PP, PTFE, RC, PE, Hydrophobic and Hydrophilic PVDF, PCTE, PETE, Silver, Drain Discs, Filter Papers, Glass Fiber/Binder
- ◆ TRANSFER (blotting) MEMBRANES for nucleic acid and protein analysis
- ◆ FAST® PROTEIN MICROARRAY
- ◆ MEMBRANES in ROLL STOCKS
- ◆ CUSTOMIZED DEVICES AND COMPONENTS

#### **OEM Manufacturing**

Our expertise and capabilities combine to provide custom solutions for Life Sciences applications, from project / product development to large scale manufacturing.

#### **International expansion**

GVS Group's presence in major markets across the world has led to the opening of 15 manufacturing plants located in Italy, UK, Brazil, USA, China and Romania, as well as offices in Italy, Germany, UK, USA, Brazil, Argentina, China, Japan, Korea, India, Russia and Turkey.

#### **Sophisticated industrial technology**

GVS's highly innovative technical capabilities include filter material development, hydrophobic and hydrophilic technology, activated carbon filtration, filter surface coating technology, chemical / biological lab for test plastic filter and metal test and polymer development.

Production technologies include: Multi-cavity insert and over-molding, pleating, potting and low compression injection, high-speed automatic assembly, ultrasonic, heat and radio-frequency welding, laser cutting and welding and All in-Mold technology, a revolutionary manufacturing technology combining injection molding and robotic assembly all within the molding tool. All of the products are manufactured in a clean-room environment.

#### **Commitment to Quality**

GVS has obtained ISO 9001 certification, and our Medical Division has qualified for ISO 13485 certification, plus several of our medical devices have been qualified for CE marking. All the plants are also certified or under certification UNI EN ISO 14001:2004 certification for its Environmental Management System (EMS), marking a milestone in GVS Life Sciences's ongoing commitment to reduce its environmental footprint.

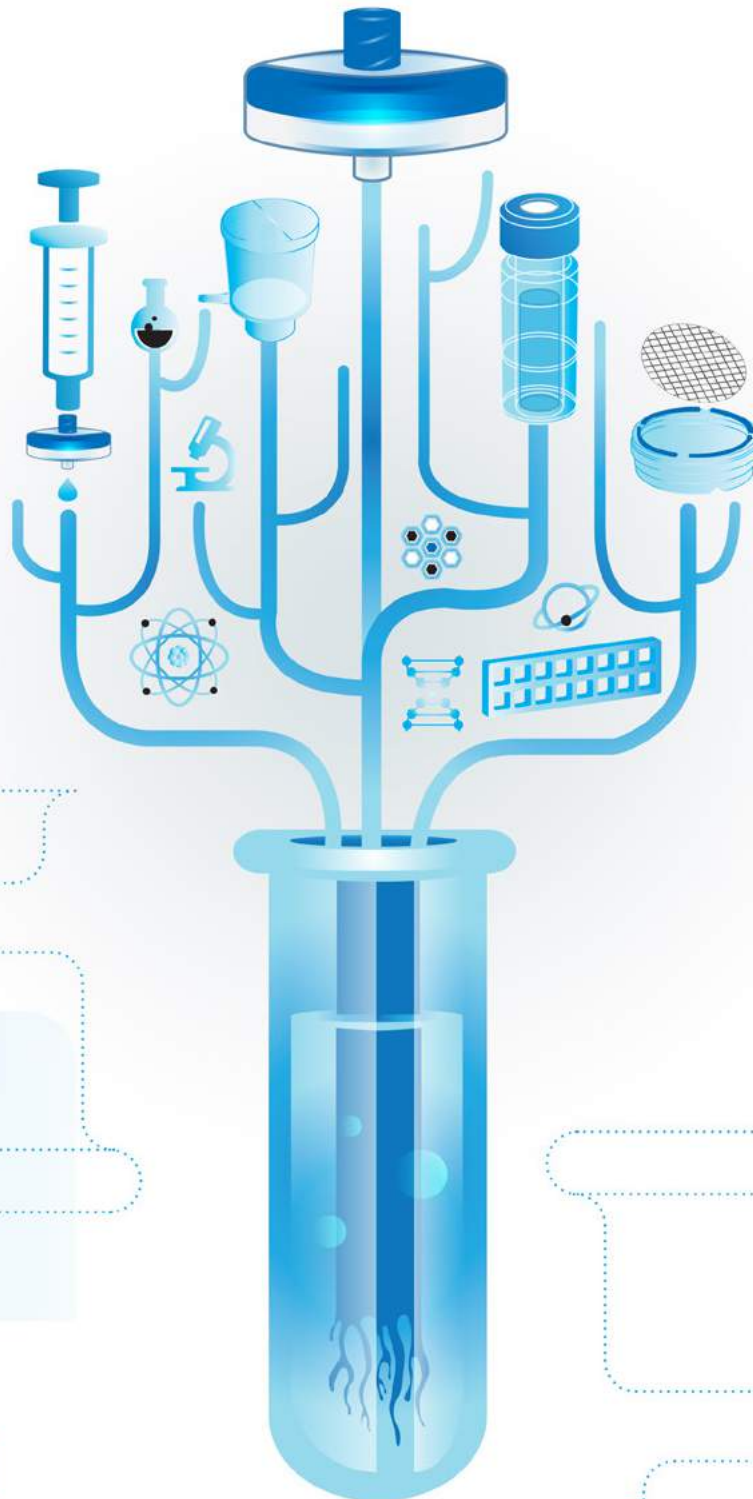
#### **Continuing Improvement thanks to our R&D Department**

A great part of the know-how incorporated in GVS's products comes from its Research Labs, which ensures that the company's various divisions have access to innovative R&D. With its pioneering tools and facilities and highly sophisticated analytic techniques, this lab also works in close conjunction with a large number of hospital's labs and academic bodies of international acclaim, in Italy, in the US and wherever GVS Life Sciences operates. Without it, the group's strongly innovation-oriented policy and commitment to growth would be much less effective.



FILTER TECHNOLOGY

# MICROFILTRATION



# MICROFILTRATION



GVS offers a comprehensive line of devices used in chemistry and biology laboratories for filtration: Syringe Filters, Syringeless Filter Vials, Capsule Filters, Centrifugal Filters and Bottle Top Filters as well as a complete offering of accessory devices

## Syringe Filters

GVS syringe filter devices designed to provide fast and efficient filtration. They are made with a wide variety of membrane filters. These syringe filters are suitable for numerous applications in pharmaceutical, environmental, biotechnology, food/beverage, and agricultural testing laboratories

- ◆ Polypropylene or Acrylic housing
- ◆ Multifunctional connectors - equipped with luer-lock or luer-slip female connections
- ◆ Sterile or non-sterile options
- ◆ Available in bulk-packages or individual blisters
- ◆ Customized product and packaging on request

## Syringeless Filter Vial – SEPARA


Filtering with a plunger in the vial is a rapid single step, reducing sample loss. After filtration, the sample is ready for use in auto-sampling. The pre-slit cap ensures easy and clean transfer of sample. The most useful device for single filtration... Easy to press, fast and simple to use GVS provides a wide range of membrane that help the end users to make their analysis easier and faster.

## Vent Filter

GVS Vent Filters are available with different connectors and are individually packaged either sterile or non-sterile. These devices are available in PTFE. GVS Vent filters are suitable for several applications:

- ◆ Sterile venting of filling vessels and fermentation carboys, including culture vessels and CO<sub>2</sub> incubators
- ◆ Venting of holding tanks for sterile, distilled water and liquid culture media
- ◆ Autoclave venting
- ◆ In-line sterilization of and particulate removal from air and gases, such as sterilization of air for small fermenters

# MICROFILTRATION



## **Calyx Capsule Filters**

GVS capsules are disposable filtration units designed for the removal of particles or bacteria from aqueous or solvent solutions and gas streams. They are ready to use, eliminating the need to disassemble, clean and reassemble filter housings.

GVS capsules contain no glue or surfactants and feature serial layer filter design for increased throughput and extended life. Two upstream vents are included to facilitate venting in any position. 100% of our capsules containing membrane media are preflushed to reduce extractables.

GVS Life Sciences capsules are food compliant (FDA/EU), pass class VI toxicology testing and are integrity tested prior to shipment. Capsule filters are available in sterile and non-sterile versions

## **Centrifuge Filters**

GVS centrifuge filters, Centrex, has various type of GVS membranes and make able the end users to do a larger sample preparation, with a considerable reduction of contamination risk. Thanks to the GVS knowledge in filtration, using Centrex user avoids cross contamination during the sample preparation or filtration.

## **Bottle-top Filters - ZapCap**

GVS ZapCap, is the device for the filtration of samples, for cell culture media and HPLC solutions.

GVS offers a comprehensive line of Bottle-top Filters:

ZapCap-S - Filtration of cell culture media

Cellulose acetate membrane filters (CA) with extremely low protein binding for cell culture media and other aqueous solutions

Sterile filtration of solutions, which cannot be autoclaved

ZapCap-S Plus - Sterile filtration and clarification of difficult-to-filter aqueous solutions

ZapCap-CR - Filtration of HPLC solutions

## **Extractor - Ethidium bromide (EtBr)**

One-step filtration Polypropylene funnel device for the rapid removal of ethidium bromide from gel-staining solutions.

This disposable unit contains an activated carbon matrix, which removes > 99% of ethidium bromide from electrophoretic buffer quickly and easily. Each device can decontaminate up to 10 litres of gel-staining solution. After filtration, the decontaminated solution can be safely poured down the laboratory drain.

The extractor funnel device fits most standard laboratory flasks and bottles (neck size 33 to 45 mm), and the unit includes a cap for storage between uses. the polypropylene housing is chemically resistant to organics. also included in the package are glass fiber prefilters, which remove gel pieces and other debris to avoid premature clogging of the carbon filter.

## **Filter Holders for Membranes**

To insure precise filtration, GVS Life Sciences offers a selection of filtration holders and apparatus that are designed to work with GVS Life Sciences membranes and are built to exacting standards. In most applications, the filter holder is just as important as the filter for accurate results every time. Filter holders are available for a wide variety of applications including air analysis, chemotaxis, tissue culturing and general aqueous and solvent filtration.

# MICROFILTRATION

## Syringe Filters Adaptors Guide

GVS offers a complete range of syringe filter connectors designed for an efficient filtration and easily handling. GVS can also provide different combinations to meet your needs.



The Abluo Series is available in 13 mm and 33 mm sterile and non sterile with wide variety of membranes. Abluo is made with ultrasonic weld with two adaptor combinations available: FLL / MLL and FLL / MLS. The housing material can be acrylic or polypropylene to adapt your samples.



The Cameo series is available in 17 mm and 33 mm (Cameo Plus) non sterile. Cameo filters are designed with Polypropylene housing and overmolded ring. Cameo filters are available with the adaptor combination of FLL/MLS.

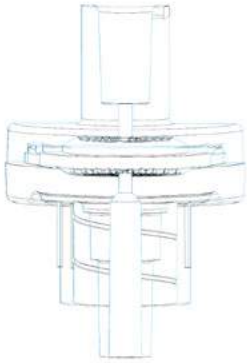
*Abluo and Cameo ensures fast and efficient filtration of your samples.*



# SYRINGE FILTERS

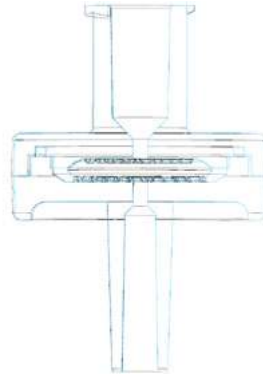
## 13 mm Abluo CA

Ultrasonically welded



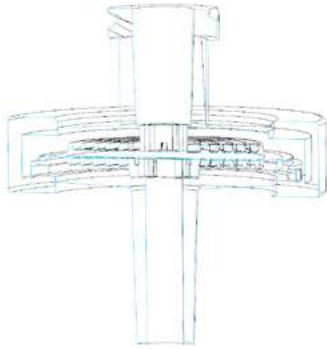
## 13 mm Abluo RC

Ultrasonically welded



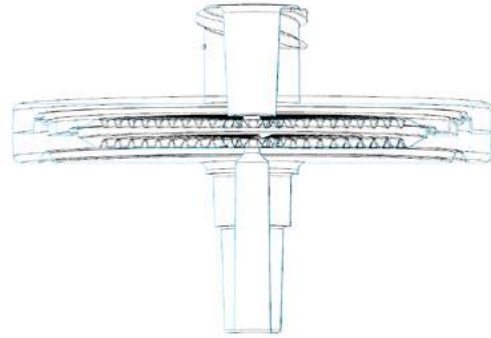
## 17 mm Cameo

Overmolded



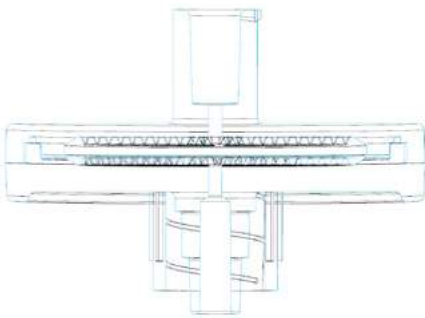
## 33 mm Cameo Plus

Overmolded



## 33 mm Abluo

Ultrasonically welded



### Legend

Inlet Connector Female Luer Lock (ISO 80369-7)

Outlet Connector, Male Luer Slip or Male Luer Lock (ISO 80369-7)

## 13 mm ABLUO Syringe Filters



### Characteristics

**Membrane Materials:** Cellulose Acetate, Nitrocellulose, Nylon, PE, PES, PTFE, PVDF, Regenerated Cellulose

**Membrane Diameter:** 13 mm

**Effective Filtration Area:** 0.76 cm<sup>2</sup>

**Housing Diameter:** 18 mm

**Housing Materials:** Acrylic, Polypropylene, Ultrasonically welded

**Inlet / Outlet:** FLL / MLL-MLS

**Holdup Volume:** <50 microliter

**Maximum Operating Temperature:**

PP Abluo - 90°C / 194°F, Acrylic Abluo 50°C / 122°F

**Maximum Operating Pressure:** 80 psi

**Sterile:** No

### Typical Applications

- ◆ Filtration of Aqueous, Organic and Alcohol Solutions
- ◆ Analytical Sample Preparation
- ◆ IC Chromatography
- ◆ Fuel Hydraulic Fluids and Machined Parts
- ◆ Clarification
- ◆ Protein Chemistry
- ◆ Cell Culture

### Ordering information

Membrane Material	Pore Size (µm)	End Fitting	Housing Material	Color	Product Code
					Packaging 500/pk
Cellulose Acetate (CA)	0.22	FLL/MLL	Acrylic	Blue	FJ13ANCCA002DD01
Cellulose Acetate (CA)	0.45	FLL/MLL	Acrylic	Yellow	FJ13ANCCA004FD01
Cellulose Acetate (CA)	0.80	FLL/MLL	Acrylic	Green	FJ13ANCCA008ED01
Cellulose Acetate (CA)	1.20	FLL/MLL	Acrylic	Red	FJ13ANCCA012CD01
Cellulose Acetate (CA)	5.00	FLL/MLL	Acrylic	Brown	FJ13ANCCA050PD01
Nylon (NY)	0.22	FLL/MLS	Polypropylene	Transparent	FJ13BNPNY002AD01
Nylon (NY)	0.45	FLL/MLS	Polypropylene	Transparent	FJ13BNPNY004AD01
Nitrocellulose Mixed Esters (MCE)	0.22	FLL/MLS	Acrylic	Transparent	FJ13BNCNC002AD01
Nitrocellulose Mixed Esters (MCE)	0.45	FLL/MLS	Acrylic	Transparent	FJ13BNCNC004AD01
Polyethersulfone (PES)	0.22	FLL/MLS	Polypropylene	Transparent	FJ13BNPPS002AD01
Polyethersulfone (PES)	0.45	FLL/MLS	Polypropylene	Transparent	FJ13BNPPS004AD01
Polytetrafluoroethylene Hydrophilic (PTFE HP)	0.22	FLL/MLS	Polypropylene	Transparent	FJ13BNPPH002AD01
Polytetrafluoroethylene Hydrophilic (PTFE HP)	0.45	FLL/MLS	Polypropylene	Transparent	FJ13BNPPH004AD01
Polyethylene (PE)	0.22	FLL/MLS	Polypropylene	Transparent	FJ13BNPPE002AD01
Polyethylene (PE)	0.50	FLL/MLS	Polypropylene	Transparent	FJ13BNPPE005AD01
Regenerated Cellulose (RC)	0.22	FLL/MLS	Polypropylene	Transparent	FJ13BNPRC002AD01
Regenerated Cellulose (RC)	0.45	FLL/MLS	Polypropylene	Transparent	FJ13BNPRC004AD01
Polyvinylidene Fluoride (PVDF)	0.22	FLL/MLS	Polypropylene	Transparent	FJ13BNPPV002AD01
Polyvinylidene Fluoride (PVDF)	0.45	FLL/MLS	Polypropylene	Transparent	FJ13BNPPV004AD01
Polytetrafluoroethylene (PTFE)	0.22	FLL/MLS	Polypropylene	Transparent	FJ13BNPPT002AD01
Polytetrafluoroethylene (PTFE)	0.45	FLL/MLS	Polypropylene	Transparent	FJ13BNPPT004AD01

## 17 mm CAMEO Syringe Filters



### Characteristics

**Membrane Materials:** Cellulose Acetate, Nylon, Glass Fiber, PES, Polypropylene, PTFE, PVDF

**Membrane Diameter:** 17 mm

**Effective Filtration Area:** 1.4 cm<sup>2</sup>

**Housing Diameter:** 22 mm

**Housing Material:** Polypropylene Overmolded

**Inlet / Outlet:** FLL-MLS

**Holdup Volume:** <40 microliter

**Maximum Operating Temperature:** 82°C / 180°F

**Maximum Operating Pressure:** 80 psi

**Sterile:** No

### Typical Applications

- ◆ Analytical Sample Preparation
- ◆ Dissolution testing
- ◆ Content uniformity
- ◆ Environmental samples
- ◆ Composite assays
- ◆ Food analysis
- ◆ Biofuel analysis

### Ordering information

Membrane Material	Pore Size (µm)	End Fitting	Housing Material	Color	Product Code			
					Packaging 50/pk	Packaging 200/pk	Packaging 500/pk	Packaging 1000/pk
Cellulose Acetate (CA)	0.22	FLL/MLS	Polypropylene	Transparent	1225617	1225618	1225619	1233871
Cellulose Acetate (CA)	0.45	FLL/MLS	Polypropylene	Transparent	1225620	1225622	1225623	1233882
Nylon (NY)	0.22	FLL/MLS	Polypropylene	Transparent	1224746	1224747	1224748	1229460
Nylon (NY)	0.45	FLL/MLS	Polypropylene	Transparent	1224753	1224754	1224755	1229462
Nylon (NY)	1.20	FLL/MLS	Polypropylene	Transparent	1224760	1224761		
Nylon (NY)	5.00	FLL/MLS	Polypropylene	Transparent	1224763	1224764	1224765	1229464
Polyethersulfone (PES)	0.22	FLL/MLS	Polypropylene	Transparent	1233547			1233544
Polyethersulfone (PES)	0.45	FLL/MLS	Polypropylene	Transparent	1233548			1233545
Polypropylene (PP)	0.22	FLL/MLS	Polypropylene	Transparent	1224808	1224809	1224810	1229452
Polypropylene (PP)	0.45	FLL/MLS	Polypropylene	Transparent	1224811	1224812	1224813	1229454
Polytetrafluoroethylene (PTFE)	0.22	FLL/MLS	Polypropylene	Transparent	1224780	1224781	1224782	1229447
Polytetrafluoroethylene (PTFE)	0.45	FLL/MLS	Polypropylene	Transparent	1224787	1224788	1224789	1229449
Polyvinylidene Fluoride (PVDF)	0.22	FLL/MLS	Polypropylene	Transparent				3049952
Polyvinylidene Fluoride (PVDF)	0.45	FLL/MLS	Polypropylene	Transparent	3023135			3023187
Glass Fiber/Nylon (GF/NY)	0.22	FLL/MLS	Polypropylene	Transparent	1224766	1224767	1224768	1229477
Glass Fiber/Nylon (GF/NY)	0.45	FLL/MLS	Polypropylene	Transparent	1224773	1224774	1224775	1229479
Glass Fiber/Polypropylene (GF/PP)	0.22	FLL/MLS	Polypropylene	Transparent	1224814	1224815		1229473
Glass Fiber/Polypropylene (GF/PP)	0.45	FLL/MLS	Polypropylene	Transparent	1224817	1224818		1229475
Glass Fiber/PTFE	0.22	FLL/MLS	Polypropylene	Transparent	1224794	1224795	1224796	1229469
Glass Fiber/PTFE	0.45	FLL/MLS	Polypropylene	Transparent	1224801	1224802	1224803	1229471

## 33 mm ABLUO Syringe Filters



### Characteristics

**Membrane Materials:** Cellulose Acetate, Glass Fiber, Nitrocellulose, Nylon, PES, Polyethylene, PTFE, PVDF, Regenerated Cellulose

**Housing Diameter:** 33 mm

**Membrane Diameter:** 25 mm

**Effective Filtration Area:** 4.6 cm<sup>2</sup>

**Housing Materials:** Acrylic, Polypropylene Ultrasonically welded

**Inlet / Outlet:** FLL / MLL-MLS

**Holdup Volume:** <100 microliter

**Maximum Operating Temperature:**

PP Abluo - 90°C / 194°F, Acrylic Abluo 50°C / 122°F

**Maximum Operating Pressure:** 80 psi

**Sterile:** No

### Typical Applications

- ◆ Analytical sample preparation
- ◆ Biological fluids
- ◆ Buffer solutions
- ◆ Sterile filtering of tissue culture media
- ◆ Protein aqueous solutions
- ◆ Biofuel analysis
- ◆ HPLC sample preparation
- ◆ Pesticide testing
- ◆ Cannabis potency testing
- ◆ Neutraceutical sample preparation

### Ordering information

Membrane Material	Pore Size (µm)	End Fitting	Housing Material	Color	Product Code
					Packaging 500/pk
Cellulose Acetate (CA)	0.22	FLL/MLL	Acrylic	Blue	FJ25ANCCA002DD01
Cellulose Acetate (CA)	0.45	FLL/MLL	Acrylic	Yellow	FJ25ANCCA004FD01
Cellulose Acetate (CA)	0.80	FLL/MLL	Acrylic	Green	FJ25ANCCA008ED01
Cellulose Acetate (CA)	1.20	FLL/MLL	Acrylic	Red	FJ25ANCCA012CD01
Cellulose Acetate (CA)	5.00	FLL/MLL	Acrylic	Brown	FJ25ANCCA050PD01
Nylon (NY)	0.22	FLL/MLS	Polypropylene	Transparent	FJ25BNPNY002AD01
Nylon (NY)	0.45	FLL/MLS	Polypropylene	Transparent	FJ25BNPNY004AD01
Polyethersulfone (PES)	0.22	FLL/MLS	Polypropylene	Transparent	FJ25BNPPS002AD01
Polyethersulfone (PES)	0.45	FLL/MLS	Polypropylene	Transparent	FJ25BNPPS004AD01
Polyethersulfone Asymmetric (PES)	0.22	FLL/MLS	Polypropylene	Transparent	FJ25BNPPX002AD01
Nitrocellulose Mixed Esters (MCE)	0.22	FLL/MLS	Acrylic	Transparent	FJ25BNCNC002AD01
Nitrocellulose Mixed Esters (MCE)	0.45	FLL/MLS	Acrylic	Transparent	FJ25BNCNC004AD01
Regenerated Cellulose (RC)	0.22	FLL/MLS	Polypropylene	Transparent	FJ25BNPPRC002AD01
Regenerated Cellulose (RC)	0.45	FLL/MLS	Polypropylene	Transparent	FJ25BNPPRC004AD01
Polyvinylidene Fluoride (PVDF)	0.22	FLL/MLS	Polypropylene	Transparent	FJ25BNPPV002AD01
Polyvinylidene Fluoride (PVDF)	0.45	FLL/MLS	Polypropylene	Transparent	FJ25BNPPV004AD01
Polytetrafluoroethylene (PTFE)	0.22	FLL/MLS	Polypropylene	Transparent	FJ25BNPPT002AD01
Polytetrafluoroethylene (PTFE)	0.45	FLL/MLS	Polypropylene	Transparent	FJ25BNPPT004AD01
Polytetrafluoroethylene Hydrophilic (PTFE HP)	0.22	FLL/MLS	Polypropylene	Transparent	FJ25BNPPH002AD01
Polytetrafluoroethylene Hydrophilic (PTFE HP)	0.45	FLL/MLS	Polypropylene	Transparent	FJ25BNPPH004AD01
Polyethylene (PE)	0.22	FLL/MLS	Polypropylene	Transparent	FJ25BNPPE002AD01
Polyethylene (PE)	0.50	FLL/MLS	Polypropylene	Transparent	FJ25BNPPE005AD01
Glass Fiber (GF)	0.70	FLL/MLS	Polypropylene	Transparent	FJ25BNPGF007AD01
Glass Fiber (GF)	1.00	FLL/MLS	Polypropylene	Transparent	FJ25BNPGF010AD01
Glass Fiber (GF)	1.20	FLL/MLS	Polypropylene	Transparent	FJ25BNPGF012AD01
Glass Fiber (GF)	3.10	FLL/MLS	Polypropylene	Transparent	FJ25BNPGF031AD01

## 33 mm CAMEO PLUS Syringe Filters



### Characteristics

- Membrane Material:** Cellulose Acetate, Glass Fiber, Nylon, PES, Polypropylene, PTFE, PVDF
- Housing Diameter:** 33 mm
- Membrane Diameter:** 30 mm
- Effective Filtration Area:** 4.8 cm<sup>2</sup>
- Housing Material:** Polypropylene Overmolded
- Inlet / Outlet:** FLL-MLS
- Holdup Volume:** <100 microliter
- Maximum Operating Temperature:** 82°C / 180°F
- Maximum Operating Pressure:** 80 psi
- Sterile:** No

### Typical Applications

- ◆ Analytical sample preparation
- ◆ Dissolution testing
- ◆ Content uniformity
- ◆ Environmental samples
- ◆ Composite assays
- ◆ Food analysis
- ◆ Biofuel analysis

### Ordering information

Membrane Material	Pore Size (µm)	End Fitting	Housing Material	Color	Product Code			
					Packaging 50/pk	Packaging 200/pk	Packaging 500/pk	Packaging 1000/pk
Cellulose Acetate (CA)	0.22	FLL/MLS	Polypropylene	Transparent	1213641	1213192	1214014	1229443
Cellulose Acetate (CA)	0.45	FLL/MLS	Polypropylene	Transparent	1214778	1214932	1214966	1229444
Cellulose Acetate (CA)	0.80	FLL/MLS	Polypropylene	Transparent	1226939	1226941	1226940	1229445
Cameo Glass Fiber (GF)	1.00	FLL/MLS	Polypropylene	Transparent	1227204		1227205	1229451
Cameo Glass Fiber (GF)	0.70	FLL/MLS	Polypropylene	Transparent	1227207			1227208
Nylon (NY)	0.10	FLL/MLS	Polypropylene	Transparent	1224100	1224101	1224103	1229459
Nylon (NY)	0.22	FLL/MLS	Polypropylene	Transparent	1224104	1224105	1224106	1229461
Nylon (NY)	0.45	FLL/MLS	Polypropylene	Transparent	1224112	1224113	1224114	1226917
Nylon (NY)	1.20	FLL/MLS	Polypropylene	Transparent	1224119	1224120	1224121	1229463
Nylon (NY)	5.00	FLL/MLS	Polypropylene	Transparent	1224124	1224125	1224126	1229465
Polyethersulfone (PES)	0.22	FLL/MLS	Polypropylene	Transparent	1233549			1233541
Polyethersulfone (PES)	0.45	FLL/MLS	Polypropylene	Transparent	1233550		1233551	1233543
Polypropylene (PP)	0.22	FLL/MLS	Polypropylene	Transparent	1224172	1224173	1224174	1229453
Polypropylene (PP)	0.45	FLL/MLS	Polypropylene	Transparent	1224310	1224311	1224312	1229458
Polytetrafluoroethylene (PTFE)	0.22	FLL/MLS	Polypropylene	Transparent	1224143	1224144	1224145	1229448
Polytetrafluoroethylene (PTFE)	0.45	FLL/MLS	Polypropylene	Transparent	1224150	1224151	1237721	1229450
Polyvinylidene Fluoride (PVDF)	0.22	FLL/MLS	Polypropylene	Transparent	3038551			3038552
Polyvinylidene Fluoride (PVDF)	0.45	FLL/MLS	Polypropylene	Transparent	3020528		3020351	3023084
Glass Fiber/Cellulose Acetate	0.22	FLL/MLS	Polypropylene	Transparent	1226942	1226944	1226943	1229466
Glass Fiber/Cellulose Acetate	0.45	FLL/MLS	Polypropylene	Transparent	1226945	1226947	1226946	1229467
Glass Fiber/Cellulose Acetate	0.80	FLL/MLS	Polypropylene	Transparent		1226951	1226950	
Glass Fiber/Nylon	0.10	FLL/MLS	Polypropylene	Transparent				1229480
Glass Fiber/Nylon	0.22	FLL/MLS	Polypropylene	Transparent	1224127	1224128	1224129	1229478
Glass Fiber/Nylon	0.45	FLL/MLS	Polypropylene	Transparent	1224135	1224136	1224137	1226916
Glass Fiber/Polyethersulfone	0.45	FLL/MLS	Polypropylene	Transparent	3050121		3050122	
Glass Fiber/Polypropylene	0.22	FLL/MLS	Polypropylene	Transparent	1224175	1224176	1224177	1229474
Glass Fiber/Polypropylene	0.45	FLL/MLS	Polypropylene	Transparent	1224313	1224314	1224315	1229476
Glass Fiber/PTFE	0.22	FLL/MLS	Polypropylene	Transparent	1224157	1224158	1224159	1229470
Glass Fiber/PTFE	0.45	FLL/MLS	Polypropylene	Transparent	1224164	1224165	1224166	1229472

## 13 mm STERILE ABLUO Syringe Filters



### Characteristics

- Membrane Materials:** Cellulose Acetate, PES, PVDF
- Housing Diameter:** 18 mm
- Membrane Diameter:** 13 mm
- Effective Filtration Area:** 0.76 cm<sup>2</sup>
- Housing Material:** Acrylic Ultrasonically welded
- Inlet / Outlet:** FLL / MLL-MLS
- Holdup Volume:** <50 microliter
- Maximum Operating Temperature:** 50°C / 122°F
- Maximum Operating Pressure:** 80 psi
- Sterile:** Yes

### Typical Applications

- ◆ Filtration of Aqueous Solutions
- ◆ Analytical Sample Preparation
- ◆ IC Chromatography
- ◆ Sterile Filtration and Clarification
- ◆ Protein Chemistry
- ◆ Cell Culture
- ◆ Clarification

### Ordering information

Membrane Material	Pore Size (μm)	End Fitting	Housing Material	Color	Product Code
					Packaging 50/pk
Cellulose Acetate (CA)	0.22	FLL/MLL	Acrylic	Blue	FJ13ASCCA002DL01
Cellulose Acetate (CA)	0.45	FLL/MLL	Acrylic	Yellow	FJ13ASCCA004FL01
Cellulose Acetate (CA)	0.80	FLL/MLL	Acrylic	Green	FJ13ASCCA008EL01
Cellulose Acetate (CA)	1.20	FLL/MLL	Acrylic	Red	FJ13ASCCA012CL01
Cellulose Acetate (CA)	5.00	FLL/MLL	Acrylic	Brown	FJ13ASCCA050PL01
Polyethersulfone (PES)	0.22	FLL/MLS	Acrylic	Transparent	FJ13BSCPS002AL01
Polyethersulfone (PES)	0.45	FLL/MLS	Acrylic	Transparent	FJ13BSCPS004AL01
Polyvinylidene Fluoride (PVDF)	0.22	FLL/MLS	Acrylic	Transparent	FJ13BSCPV002AL01
Polyvinylidene Fluoride (PVDF)	0.45	FLL/MLS	Acrylic	Transparent	FJ13BSCPV004AL01



## 33 mm STERILE ABLUO Syringe Filters



### Characteristics

**Membrane Materials:** Cellulose Acetate, Nylon, PES, PVDF  
**Housing Diameter:** 33 mm  
**Membrane Diameter:** 25 mm  
**Housing Material:** Acrylic Ultrasonically welded  
**Effective Filtration Area:** 4.6 cm<sup>2</sup>  
**Inlet / Outlet:** FLL / MLL-MLS  
**Holdup Volume:** <100 microliter  
**Maximum Operating Temperature:** 50°C / 122°F  
**Maximum Operating Pressure:** 80 psi  
**Sterile:** Yes

### Typical Applications

- ◆ Filtration of Aqueous and Alcohol Solutions
- ◆ Sterile Filtration and Clarification
- ◆ Cell Culture
- ◆ Analytical Sample Preparation
- ◆ IC Chromatography
- ◆ Clarification
- ◆ Protein Chemistry
- ◆ Filtration of Aqueous and Organic Solutions

### Ordering information

Membrane Material	Pore Size (μm)	End Fitting	Housing Material	Color	Product Code
					Packaging 50/pk
Cellulose Acetate (CA)	0.22	FLL/MLS	Acrylic	Transparent	FJ25BSCCA002AL01
Cellulose Acetate (CA)	0.45	FLL/MLS	Acrylic	Transparent	FJ25BSCCA004AL01
Cellulose Acetate (CA)	0.80	FLL/MLS	Acrylic	Transparent	FJ25BSCCA008AL01
Cellulose Acetate (CA)	0.22	FLL/MLL	Acrylic	Blue	FJ25ASCCA002DL01
Cellulose Acetate (CA)	0.45	FLL/MLL	Acrylic	Yellow	FJ25ASCCA004FL01
Cellulose Acetate (CA)	0.80	FLL/MLL	Acrylic	Green	FJ25ASCCA008EL01
Cellulose Acetate (CA)	1.20	FLL/MLL	Acrylic	Red	FJ25ASCCA012CL01
Cellulose Acetate (CA)	5.00	FLL/MLL	Acrylic	Brown	FJ25ASCCA050PL01
Mixed Cellulose Ester (MCE)	0.22	FLL/MLS	Acrylic	Transparent	FJ25BSCNC002AL01
Mixed Cellulose Ester (MCE)	0.45	FLL/MLS	Acrylic	Transparent	FJ25BSCNC004AL01
Nylon (NY)	0.10	FLL/MLS	Acrylic	Transparent	FJ25BSCNY001AL01
Nylon (NY)	0.22	FLL/MLS	Acrylic	Transparent	FJ25BSCNY002AL01
Nylon (NY)	0.45	FLL/MLS	Acrylic	Transparent	FJ25BSCNY0042AL01
Nylon (NY)	1.20	FLL/MLS	Acrylic	Transparent	FJ25BSCNY012AL01
Nylon (NY)	5.00	FLL/MLS	Acrylic	Transparent	FJ25BSCNY050AL01
Polyethersulfone (PES)	0.80	FLL/MLS	Acrylic	Transparent	FJ25BSCPS008AL01
Polyethersulfone (PES)	0.22	FLL/MLS	Acrylic	Transparent	FJ25BSCPS002AL01
Polyethersulfone (PES)	0.45	FLL/MLS	Acrylic	Transparent	FJ25BSCPS004AL01
Polyvinylidene Fluoride (PVDF)	0.22	FLL/MLS	Acrylic	Transparent	FJ25BSCPV002AL01
Polyvinylidene Fluoride (PVDF)	0.45	FLL/MLS	Acrylic	Transparent	FJ25BSCPV004AL01

# MICROFILTRATION

## 50 mm Vent Filter



### Characteristics

**Membrane:** hydrophobic PTFE reinforced with polypropylene

**Porosities:** 0.45 µm or 0.20 µm

**Housing:** Polypropylene Ultrasonically welded

**Connectors:** 6 mm (1/4 in) to 12 mm (1/2 in) stepped barb

**Filter Area:** 19.6 cm<sup>2</sup>

**Air Flow Rate:** 32 L/min at 1 bar (0.45 µm), 27 L/min at 1 bar (0.20 µm)

**Housing Diameter:** 63 mm

**Housing Length:** 53 mm

**Maximum Pressure:** 3.5 bar (approx. 50 psi)

**Sterilization:** Autoclave at 121 C or ETO

### Typical Applications

- ◆ Sterile venting of filling vessels and carboys
- ◆ Autoclave venting
- ◆ Low volume sterile filtration of non-aqueous fluids
- ◆ In-line sterilization of and particulate removal from air and gases

### Vent Filter - Non Sterile Ordering information

Membrane Material	Pore Size (µm)	End Fitting	Housing Material	Color	Product Code
					Packaging 100/pk
PTFE	0.20	Barb Connectors	Polypropylene	Transparent	VF50ANPPT002AC01
PTFE	0.45	Barb Connectors	Polypropylene	Transparent	VF50ANPPT004AC01

### Vent Filter - Sterile Ordering information

Membrane Material	Pore Size (µm)	End Fitting	Housing Material	Color	Product Code
					Packaging 10/pk
PTFE	0.20	Barb Connectors	Polypropylene	Transparent	VF50ASPPT002AX01
PTFE	0.45	Barb Connectors	Polypropylene	Transparent	VF50ASPPT004AX01



## Syringeless Filters - SEPARA®

Save time and money in sample preparation process with SEPARA® syringeless filters. The single step filtering process is efficient, simple to use, easy to press and fast.

SEPARA Syringeless filter is one step sample preparation device and integrates a device auto-sampler, filtration membrane, plug and cap/septa. The device consists of two parts: an internal vial with a membrane chamber and an external vial to be filled with filtrate. The internal vial has a sealed membrane and a cap with a pre-cut septa.

The liquid is placed in the external vial and dispensed by pressing the internal vial. This pushes the liquid through the membrane. The sample is then filtered and the SEPARA is ready to be loaded in the auto-sampler.

### Features & Benefits

- ◆ Rapid sample preparation
- ◆ Single step process, filtering with a plunger in the vial
- ◆ Sample ready to use after filtration
- ◆ Pre-slitted cap ensures easy and clean sample transfer
- ◆ Replace syringe, syringe filter, glass vial and cap, reducing waste
- ◆ Increase sample integrity with all-in vial and filter
- ◆ Compatible with any auto-sampler that takes a standard (12mm x 32mm profile)
- ◆ Compatible with multi-compressors

### Characteristics

**Dimensions:** 12 mm diameter x 32 mm height

**Materials:** Polypropylene, with PTFE and silicone septa

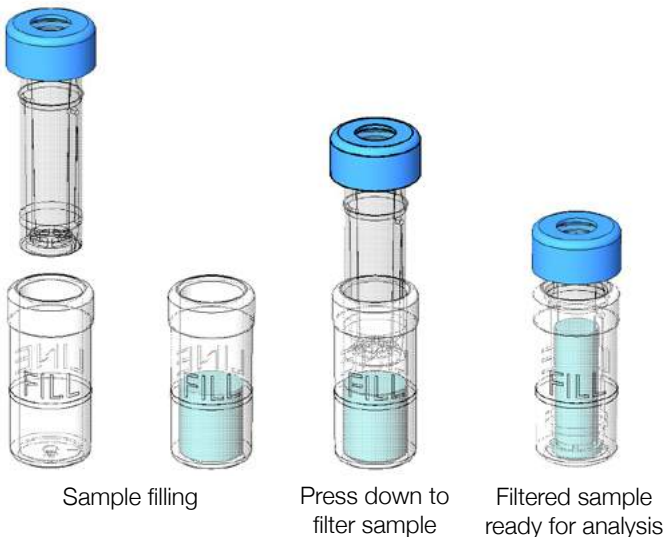
**Fill Line Volume:** 480 microliter

**Filtering Capacity:** 450 microliter

**Dead Volume:** 30 microliter

**Compression Force:** 8 psi (0.6 bar)

**Maximum operating temperature:** 120°F (50°C)



### Ordering information

Membrane Material	Pore Size (µm)	Color	Product Code
			100/pk
Polytetrafluoroethylene (PTFE)	0.20	 Pink	MV32ANPPT002TC01
Polytetrafluoroethylene (PTFE)	0.45	 Red	MV32ANPPT004CC01
Regenerated Cellulose (RC)	0.20	 Gray	MV32ANPRC002GC01
Regenerated Cellulose (RC)	0.45	 Black	MV32ANPRC004LC01
Nylon (NY)	0.20	 Light Blue	MV32ANPNY002BC01
Nylon (NY)	0.45	 Blue	MV32ANPNY004UC01
Polyvinylidene Fluoride (PVDF)	0.20	 Yellow	MV32ANPPV002FC01
Polyvinylidene Fluoride (PVDF)	0.45	 Orange	MV32ANPPV004IC01
Polyethersulfone (PES)	0.20	 Light Green	MV32ANPPS002EC01
Polyethersulfone (PES)	0.45	 Dark Green	MV32ANPPS004WC01

# MICROFILTRATION



## Capsule Filters - Calyx™



GVS Life Sciences capsules are disposable filtration units designed for the removal of particles or bacteria from aqueous or solvent solutions and gas streams. They are ready to use, eliminating the need to disassemble, clean and reassemble filter housings. GVS Life Sciences capsules contain no glue or surfactants and feature serial layer filter design for increased throughput and extended life. Two upstream vents are included to facilitate venting in any position. All capsules containing membrane media are preflushed with purified water to reduce extractables. GVS Life Sciences capsules are food compliant (FDA/EU), as restrictions may apply depending on final application, it is end user responsibility to determine full compliance. All capsules pass class VI toxicology testing and are integrity tested prior to shipment. Capsule filters are available in sterile and non-sterile versions. The capsules are available with the following connections: 3/8 or 1/4 inch hose barb, 1/4 or 1/2 inch NPTM, 1.5 inch sanitary flange. If any other connections or housing required, GVS can offer different solutions.

Polyester housing on demand

### Dimensions

Diameter: 3.5" (9 cm)

Capsule Size	Effective Filtration Area	Total Length Connector included <sup>1</sup>
Small	0.9 ft <sup>2</sup> (748 cm <sup>2</sup> )	3.5 - 4.7" (9 - 13 cm)
Medium	3.0 ft <sup>2</sup> (2806 cm <sup>2</sup> )	7.6 - 8.8" (19 - 23 cm)
Large	5.9 ft <sup>2</sup> (5500 cm <sup>2</sup> )	11.5 - 12.7" (29 - 33 cm)

<sup>1</sup>Varies with connection style

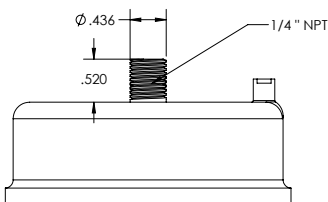
### Operational Limits

Maximum Operational Pressure	80psi (5.5 bar) @ 70°F (21°C) in Liquid 50psi (3.8 bar) @ 70°F (21°C) in Gas
Maximum Differential Pressure	60psi (4.1 bar) @70°F (21°C)
Maximum Operating Temperature	110°F (43°C) @ ≤ 30 psi (2.1 bar) Operating Pressure

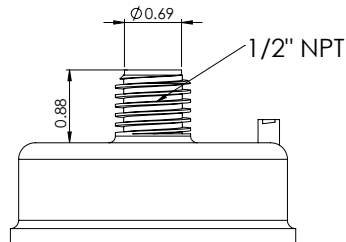
## Adaptors Selection Guide

Unit of measure: inch

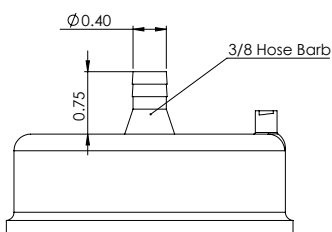
### 1/4 in NPT male (R)



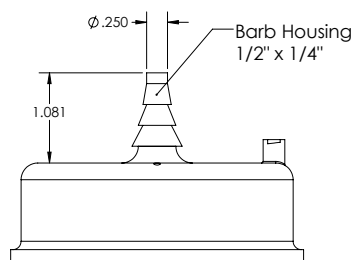
### 1/2 in NPT male (W)



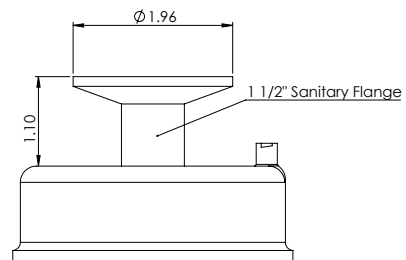
### 3/8 in hose barb (M)




### 1/4 - 1/2 in stepped hose barb (L)



### 1.5 in sanitary flange (Y)





# CAPSULE FILTERS

## PP Capsule Filters - Hydrophobic - Polypropylene housing: Ordering information


Pore Size µm	Filtration area ft² (cm²)	Length in (cm)	Adaptors: L=¼ - ½ in stepped hose barb; M= 3/8 in hose barb; R=¼in NPT male; Y=1.5 in sanitary flange; W=½ in NPT male				
			LL	MM	RR	WW	YY
0.22	0.8 (748)	3.5 (9)			1213584		
		4.0 (10)	1212949	1213578			
		4.3 (11)			1212929		
		4.7 (12)				1212971	
		8.4 (21)			1213057		
0.22	3.0 (2808)	8.8 (22)				1213058	
		11.5 (29)		1213089			
		12.3 (31)			1213893*		
0.22	5.9 (5500)	12.7 (32)				1213091	
		3.5 (9)			1213596		
		4.0 (10)	1212950	1213591			
0.45	0.8 (748)	4.3 (11)			1212930		
		4.7 (12)				1212972	
		11.5 (29)			1213095		
0.45	5.9 (5500)	3.5 (9)			1213611		
		4.0 (10)	1212951	1213605			
1.2	0.8 (748)	4.3 (11)			1212932		
		11.5 (29)			1213100		
		12.0 (30)		1213098			
1.2	5.9 (5500)	12.3 (31)			1213101		
		3.5 (9)			1213157		
		4.3 (11)			1212933		
3.0	0.8 (748)	8.1 (20)		1213070			
3.0	3.0 (2808)	3.5 (9)			1213620		
		4.0 (10)	1212953	1213619			
		4.7 (12)				1212975	
5.0	0.8 (748)	7.6 (20)			1213078		
		8.8 (22)				1213080	
		11.5 (29)			1213111		
5.0	3.0 (2808)	12.7 (32)				1213113	
		3.5 (9)			1213622		
		4.0 (10)	1212954	1213621			
10.0	0.8 (748)	4.3 (11)			1212935		
		8.1 (20)		1213081			
		11.5 (29)			1213117		
10.0	5.9 (5500)	3.5 (9)			1213617		
		4.0 (10)		1213616			
25.0	0.8 (748)	7.6 (20)			1220684		
25.0	3.0 (2808)	12.3 (31)				1215179	

\*sterile product

# MICROFILTRATION

## PTFE Capsule Filters - Hydrophobic - Polypropylene housing: Ordering information

Pore Size µm	Filtration area ft <sup>2</sup> (cm <sup>2</sup> )	Length in (cm)	Adaptors: L=¼ - ½ in stepped hose barb; M= 3/8 in hose barb; R=¼ in NPT male; Y=1.5 in sanitary flange; W=½ in NPT male			
			MM	RR	WW	YY
0.1	0.8 (748)	3.5 (9)		1213160		
		4.0 (10)	1213154			
		4.3 (11)			1212936	
0.1	5.9 (5500)	11.5 (29)		1212982		
		3.5 (9)		1213158		
0.2	0.8 (748)	4.0 (10)	1213155			
		4.3 (11)			1212937	
		4.7 (12)			1212978	
0.2	5.9 (5500)	11.5 (29)		1212987		
0.4	0.8 (748)	3.5 (9)		1213161		
0.4	5.9 (5500)	11.5 (29)		1212992		



## Centrifuge Filters - Centrex™



GVS centrifuge filters, Centrex, has various type of membranes and make able the end users to do a larger sample preparation, with a considerable reduction of contamination risk. Thanks to the GVS knowledge in filtration, using Centrex you can reduce the risk of cross contamination.

### Characteristics

- ◆ Centrifugal filter units with various types of membrane filter
- ◆ Rapid and simple preparation of a large number of samples
- ◆ Ideal for automated systems and high-speed batch filtration with robots
- ◆ Considerably reduced contamination risk when working with radioactive biologically hazardous material
- ◆ Cross contamination avoided
- ◆ Receiver Tubes 1.5 or 5 mL

### Typical Applications

- ◆ 0.45 µm cellulose acetate membrane for the rapid elution of agarose gels
- ◆ Nylon and cellulose acetate membranes for the removal of particles and microorganisms from HPLC samples
- ◆ Sample preparation for quality control
- ◆ Cellulose acetate and nitrocellulose membrane for rapid clearing and filtration of aqueous solutions

### Ordering information

Membrane	Pore Size (µm)	Color	1.5 mL Sterile	1.5 mL non-Sterile	5 mL Sterile	5 mL non-Sterile
			50/pk	250/pk	50/pk	250/pk
Nylon	0.2	Brown	10467003		10467015	10467010
Nylon	0.45	Tan	10467007	10467002	10467021	10467012
Cellulose Acetate	0.2	Blue	10467004	10467009	10467013	
Cellulose Acetate	0.45	White	10467006	10467011	10467017	
Cellulose Acetate	0.8	Green	10467008			
Nitrocellulose	0.2	Pink	10467001			
Nitrocellulose	0.45	Rust	10467005		10467019	

## Bottle-top Filters - ZapCap™



GVS Bottle-top Filters is ideal solution for the filtration of cell culture media and HPCL media solution. ZapCap is a complete 500 mL filtration unit to connect with receiver bottles. ZapCap are equipped with side tubing nozzle (bottle-top). This ready to use filter is available with prefilter too. The connection seals fit on any standard bottle 33 to 45 mm and the membrane diameter is 76 mm with an effective area of filtration of 39.2 cm<sup>2</sup>. Can be used up to 50°C.

### ZapCap™ Selection Guide

- ▲ ZapCap-S with included package of 12 glass fiber prefilter for high flow rates
- ▲ ZapCap-S Plus with a glass fiber prefilter for very high flow rates already inserted into the housing.
- ▲ ZapCap-CR, the chemical-resistant bottle-top filter

### Typical Applications

**ZapCap-S** - Filtration of cell culture media

- ▲ Cellulose acetate membrane filters (CA) with extremely low protein binding for cell culture media and other aqueous solutions. Sterile filtration of solutions which cannot be autoclaved

**ZapCap-S Plus** - Sterile filtration and clarification of difficult-to-filter aqueous solutions

**ZapCap-CR** - Filtration of HPLC solutions

- ▲ Polyamide membrane filters (NYL) for the retention of particles  $\geq 0.2 \mu\text{m}$  in HPLC/FPLC solutions when the column packing is  $\leq 10 \mu\text{m}$
- ▲ PTFE membrane filters for the retention of particles  $\geq 0.45 \mu\text{m}$  in organic solutions; strong acids or aldehydes

### Ordering information

Membrane Material	Pore Size ( $\mu\text{m}$ )	Housing Material	Description	Quantity	Product Code
Cellulose Acetate	0.2	Polystyrene	ZapCap-S / Sterile	12/pk	10443401
Cellulose Acetate	0.45	Polystyrene	ZapCap-S / Sterile	12/pk	10443411
Cellulose Acetate with glass fiber prefilter	0.2	Polystyrene	ZapCap-S PLUS / Sterile	12/pk	10443430
Cellulose Acetate with glass fiber prefilter	0.45	Polystyrene	ZapCap-S PLUS / Sterile	12/pk	10443435
Nylon	0.2	Polypropylene	ZapCap-CR / Non Sterile	12/pk	10443421
Nylon	0.45	Polypropylene	ZapCap-CR / Non Sterile	12/pk	10443423
PTFE	0.45	Polypropylene	ZapCap-CR / Non Sterile	12/pk	10443425

## Extractor - Ethidium bromide (EtBr) waste reduction system


### Extractor



One-step filtration polypropylene funnel device for the rapid removal of ethidium bromide from gel-staining solutions. This disposable unit contains an activated carbon matrix, which removes > 99% of ethidium bromide from electrophoretic buffer quickly and easily. Each device can decontaminate up to 10 litres of gel-staining solution. After filtration, the decontaminated solution can be safely poured down the laboratory drain. The extractor funnel device fits most standard laboratory flasks and bottles (neck size 33 to 45 mm), and the unit includes a cap for storage between uses. The polypropylene housing is chemically resistant to organics. Also included in the package are glass fiber prefilters, which remove gel pieces and other debris to avoid premature clogging of the carbon filter.

### Ordering information

Product Code	Quantity	Description
10448030	2/pk	Ethidium Bromide Extractor Waste System, Polypropylene
10448031	6/pk	Ethidium Bromide Extractor Waste System, Polypropylene



# FILTER HOLDERS

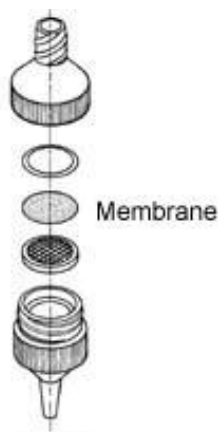
## Filter Holders for Membranes

GVS Life Sciences, to insure precise filtration offers a selection of filtration holders and apparatus that are designed to work with GVS Life Sciences membranes. In most applications, the filter holder is just as important as the filter for accurate results every time. Filter holders are available for a wide variety of applications including air analysis, chemotaxis, tissue culturing and general aqueous and solvent filtration. Available products are: 13, 25, and 47 mm Filter Holder, and 47 mm Gravi-Seal.

### Product Selection Guide: Filter Holders

Specifications	13 mm	25 mm	47 mm
Materials	Celcon (acetal copolymer)	Polypropylene - body & support	Polypropylene - body & support
O-rings	PTFE	Silicone	Silicone
Filter Size	13 mm	25 mm	47 mm
Prefilter Cap size	10 mm	21 mm	42 mm
Filtration Area	0.8 cm <sup>2</sup>	3.5 cm <sup>2</sup>	13.5 cm <sup>2</sup>
Diameter	16 mm (0.6 in)	30 mm (1.2 in)	65.0 mm (2.6 in)
Height	35 mm (1.4 in)	30 mm (1.2 in)	50 mm (2.0 in)
Maximum Liquid Temperature	80°C (176°F)	80°C (176°F)	80°C (176°F)
Differential Pressure	2.8 bar (40 psi)	2.9 bar (42 psi)	4.9 bar (71 psi)
Autoclaving	15 minutes at 121°C (250°F) and 15 psi	20 minutes at 121°C (250°F) and 15 psi	20 minutes at 121°C (250°F) and 15 psi
Connections, Inlet	Female Luer Lock	Female Luer Lock	1/4 inch NPTM, Female Luer Slip
Connections, Outlet	Male Luer Slip	Male Luer Slip	1/4 inch NPTM, Female Luer Slip

## 13 mm Filter Holder, Swinney



This GVS Life Sciences Swinney 13 mm filter holder is excellent for small volume (1-5 mL) particulate removal from fluids dispensed with a syringe. The holder is resistant to alcohols, esters, ethers, glycols, aromatic hydrocarbons, halogenated hydrocarbons, ketones, oils, photoresists and many other chemicals. Although suitable for most weak acids and bases, we recommend that you test for compatibility with acids.

### Features & Benefits

- ◆ High resistant organic components
- ◆ No need for specific tools
- ◆ Quick efficient assembly

### Typical Applications

- ◆ Biofluids
- ◆ Ophthalmics
- ◆ Gas chromatography samples
- ◆ Lubricants

### Ordering information

Product Code	Quantity	Description
1220950	5/pk	Filter Holder, Swinney, 13 mm diameter

# MICROFILTRATION

## 25 mm Filter Holder, Polypropylene



The GVS Life Sciences polypropylene 25 mm filter holders are very useful for ultra cleaning and sterilizing small volumes of liquids from a syringe. Due to the polypropylene construction, they can be used over a wide temperature range with excellent chemical compatibility. In the case of the syringe, the inlet cap locks into the base to prevent twisting damage to the membrane as the cap is tightened. Projection lugs on the base and the cap allow these units to be assembled and sealed quickly and efficiently.

### Ordering information

Product Code	Quantity	Description
1214250	10/pk	Filter Holder Polypropylene: 25 mm diameter
1214526	10/pk	Filter Holder Polypropylene Support Screen: 25 mm

Typically, the 25 mm is used to filter up to 50 mL of sample. With the syringe holder type, dual support screens prevent membrane rupture in case back pressure is applied.

It also allows for bi-directional sample flow. The polypropylene holder has a broad chemical compatibility range. It can withstand temperatures up to 121°C. and be autoclaved.

### Features & Benefits

- ◆ Excellent chemical compatibility
- ◆ Quick, efficient assembly
- ◆ No need for special tools
- ◆ Excellent temperature and chemical resistance
- ◆ Several filter holders can be attached together for serial filtration

### Typical Applications

- ◆ Point of use sampling
- ◆ Particulate removal
- ◆ Used in filtering chromatography solvents
- ◆ General filtration

## 47 mm Filter Holder, Polypropylene



The GVS Life Sciences polypropylene 47 mm filter holder is designed especially for ultra cleaning and sterilizing liquids under positive pressure. In addition this holder can be used for aseptic sampling of liquids or gases at point-of-use or when samples must be collected and processed on-site.

The polypropylene material allows these holders to be used over a wide temperature range with excellent chemical compatibility. Sealing is achieved by simple hand tightening of the locking

ring. The 47 mm In-Line holder has dual support screens, which allow for flow in either direction. The inlet cap design and exterior locking ring allow the unit to be assembled quickly and efficiently without tearing the membrane. 3 O-rings help to prevent leaks with all membranes. The 47 mm can filter up to 1 liter depending upon the viscosity of the sample. The polypropylene holder can withstand temperatures up to 121°C and be autoclaved.

### Features & Benefits

- ◆ Easy to use - unique lock ring design assures proper sealing without damage to the membrane
- ◆ Easy to clean
- ◆ Conforms with EPA Method 1311 for Toxicity Characteristic Leaching Procedure, 40 CFR, Part 261, 1991 Hazardous Waste Compliance Guide

### Typical Applications

- ◆ Point of use sampling
- ◆ Particulate removal
- ◆ Used in filtering chromatography solvents
- ◆ General filtration

### Ordering information

Product Code	Quantity	Description
1262579	1/pk	Filter Holder Polypropylene: 47 mm
1214260	10/pk	Filter Holder Polypropylene: 47 mm



## 47 mm Filter Holder - Gravi-Seal™



The GVS Life Sciences autoclavable filter holder combines a number of key features and benefits, making it a tremendous value. To begin with, the funnel has only two pieces. There are no clamps or locking devices to manipulate. A unique gravity sealing design allows for one-handed operation with no danger

of filter by-pass or sample leakage when using depth filters. And it is stable and very solid with no costly replacement parts. It all adds up to the easiest and most cost-efficient analytical funnel available. GVS Life Sciences analytical funnels are available in polysulfone for aqueous samples. The polysulfone unit is autoclavable and chemically resistant for cell culture and microbiological applications. There are graduations up to 350 mL with 50 mL intervals. The No. 8 stopper mounts in a standard 1-liter filtering flask for individual tests or in three- and six-place stainless steel manifolds for multiple tests to run concurrently.

### Features & Benefits

- ◆ Durable - break resistant, no extra parts to break or wear out
- ◆ Uses a 47 mm depth filter disc
- ◆ One-handed operation
- ◆ Only two parts
- ◆ No clamps, wheel locks, or magnets to wear out
- ◆ Solid, stable and easy to use

### Typical Applications


- ◆ Filtering liquids for sterility
- ◆ Particle removal
- ◆ General filtration
- ◆ Autoclavable

### Ordering information

Product Code	Description	Quantity
1213865	Gravi-Seal PS Analytical Filter Holder (complete unit): 47 mm	1/pk
1214124	Gravi-Seal PS Analytical Filter Holder (complete unit): 47 mm	3/pk
1213883	Gravi-Seal PS Analytical Filter Holder, Base Only	1/pk
1213882	Gravi-Seal PS Analytical Filter Holder, Funnel Only	1/pk

*Gravi-Seal can be used with GVS Manifold, (see page 27).*

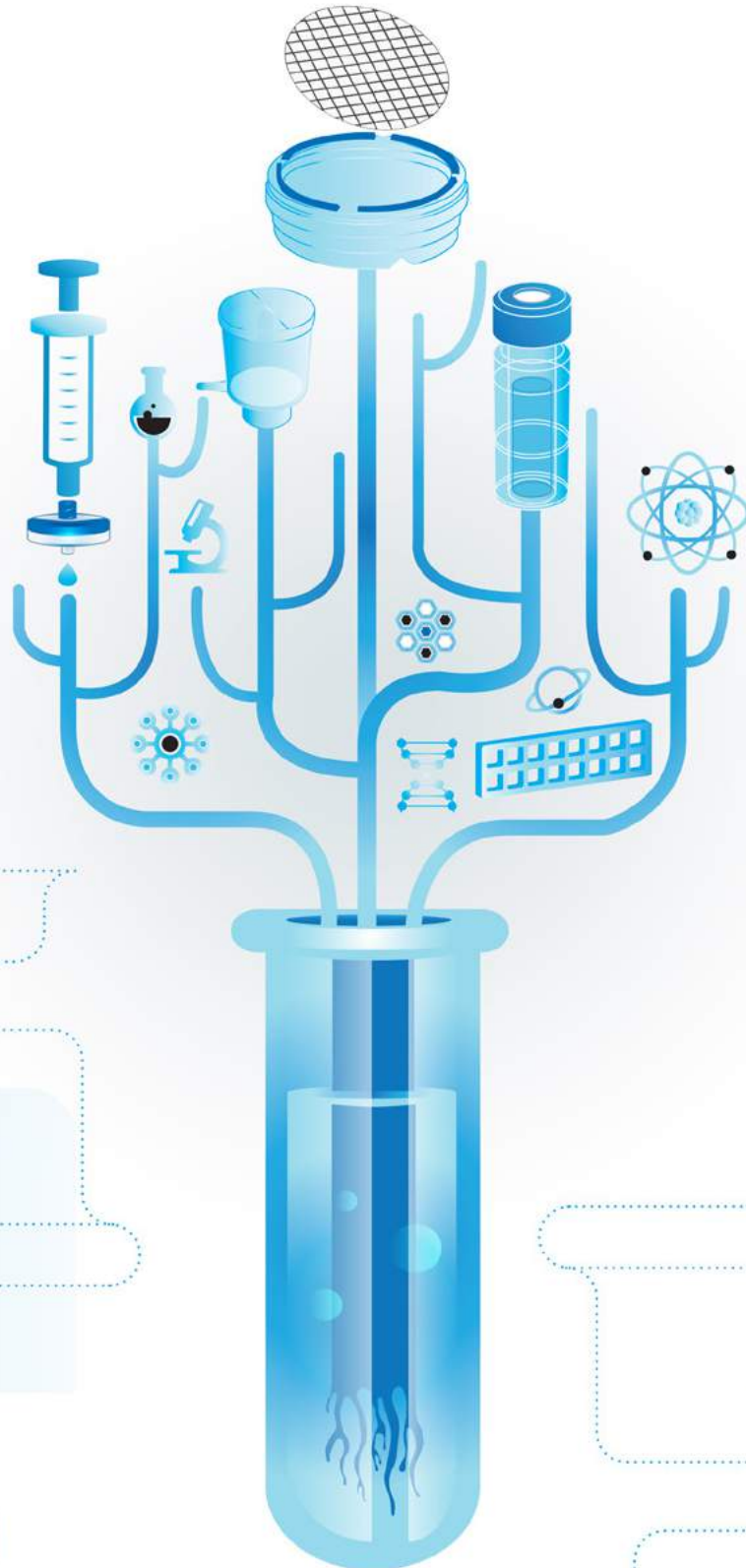






FILTER TECHNOLOGY

# MICROBIOLOGY



## Microbiological Monitors & Analytical Funnels



GVS Life Sciences microbiological monitors and analytical funnels provide a complete system solution for microbiological analysis. These devices are ready to use, sterile and single packed. Each monitor consisting of filter funnel, base, pad, membrane and removable lid and plug. The analytical funnel consists of a 100 mL funnel with a removable membrane.

With no need for flaming or sterilization, GVS Life Sciences monitors and analytical funnels cut multiple steps out, saving your lab up to 70% in preparation time. Moreover these ready to use devices avoid the cross contaminations and guarantee the accuracy of the final result. The monitors and analytical funnels are suited for monitoring in all types of samples, from raw materials to finished products.

### Features & Benefits:

- ◆ Rapid testing: With no need to sterilize funnels or filter base between samples, testing time can be reduced by up to 70%
- ◆ No flaming required: Combined filtration unit minimizes the risk of cross-contamination
- ◆ All-in-one system: Filtration unit easily converts to a Petri dish, which can be labeled and incubated for culturing
- ◆ Reduced contamination: Single-use materials virtually eliminate cross-contamination between funnel and membrane
- ◆ Reproducible results: All-in-one filtration unit reduces the chance of external error
- ◆ Easy handling: Ready-to-use, pre-sterilized monitors are simple to use

### Typical Applications:

#### Microbiological analysis of:

- ◆ Potable water
- ◆ Beer and wine
- ◆ Waste water
- ◆ Dairy products
- ◆ Soft drinks

### Microbiological Monitors

Microbiological Monitors (100 mL) are single use, pre-sterilized filtering units with welded fixed membranes and culturing devices 47 mm or 56 mm Nitrocellulose Membrane, sterile, for faster flow rates.



Product Code		Description	Quantity
47 mm	56 mm		
10497511	10497603	Monitor, Nitrocellulose, 0.2 µm, white/black grid	50/pk
10497500	10497600	Monitor, Nitrocellulose, 0.45 µm, white/black grid	50/pk
10497501	n/a	Monitor, Nitrocellulose, 0.45 µm, white/black grid, individually packaged	50/pk
10497502	10497601	Monitor, Nitrocellulose 0.45 µm, black/white grid	50/pk
10497503	10497602	Monitor, Nitrocellulose, 0.8 µm, black/white grid	50/pk

### Analytical Funnel


The Analytical Funnel (100 mL) is a single use, 47 mm pre-sterilized filtering units with removable sterile Nitrocellulose Membrane for agar plates and culturing devices can be used with liquid media.



Product Code	Description	Quantity
10497507	Funnel, Nitrocellulose, White/Black Grid Sterile 0.2 µm	50/pk
10497510	Funnel, Nitrocellulose, White/Black Grid Sterile 0.2 µm, individually packaged	50/pk
10497504	Funnel, Nitrocellulose, White/Black Grid Sterile 0.45 µm	50/pk
10497506	Funnel, Nitrocellulose, White/Black Grid Sterile 0.45 µm, individually packaged	50/pk
10497508	Funnel, Nitrocellulose, Black/White Grid Sterile 0.45 µm	50/pk
10497509	Funnel, Nitrocellulose, Black/White Grid Sterile 0.45 µm, individually packaged	50/pk



**GVS offers a complete range of Nitrocellulose (MCE) filtration membranes for microbiological analysis. Check page 37 - 38**



## Monitor and Analytical Funnel Manifold



GVS Life Sciences offers stainless steel manifolds for microbial enumeration. The manifold is available in 3 and 6 positions and can be easily set to have a larger amount of samples capacity. The filter manifolds have been designed specifically for microbiological applications. Filter holder supports accept No. 8 silicone perforated stopper. These devices fit with the microbiological monitors and funnel. The surface is easy to clean and avoid any cross contamination during the analysis.

**Features & Benefits**



- ◆ Easy to clean
- ◆ Easy to prevent biofilms
- ◆ Simple to use

**Typical Applications**

- ◆ Beer Bottled
- ◆ Water Cosmetics
- ◆ Pharmaceutical Products Analysis
- ◆ Bioburden Testing
- ◆ Water Monitoring

**Ordering information**

Product Code	Description	Quantity
10498763	3-place vacuum manifold	1/pk
10498764	6- place vacuum manifold	1/pk



## Nutrient Liquid Media



2 mL ampouled media

### Features & Benefits

- ◆ Wide range of products satisfies even special customer requirements
- ◆ Optimal media stability, sterility, and reproducibility
- ◆ Less time-consuming, higher productivity
- ◆ Batch-specific quality certificate in each pack

### Liquid Media Descriptions

#### Brilliant Green Bile Broth 2%

Brilliant Green Bile Broth is used to detect coliforms in water, milk and other samples. BGGB contains two inhibitors of both gram-positive and selected gram-negative organisms, namely, oxgall and brilliant green dye. Fermentation is detected by gas production.

#### Cetrimide Broth

Cetrimide Broth is used for selective cultivation of *Pseudomonas aeruginosa*. *Pseudomonas aeruginosa* is characterized by the production of pyocyanin (a blue green, water soluble, non-fluorescent, phenazine pigment) which is stimulated by the inclusion of magnesium chloride and potassium sulfate in the broth. Cetrimide (N-cetyl-NNN-trimethylammonium bromide) is added to inhibit bacteria other than *Pseudomonas aeruginosa*. Its action as a quaternary ammonium cationic detergent causes nitrogen and phosphorous to be released from bacterial cells other than *Pseudomonas aeruginosa*.

#### ColiCeck with MUG

ColiCheck with MUG is used for presumptive identification of coliforms and the determination of the presence of *E. coli* in water samples by a presence/absence method.

#### EC Broth

EC (Escherichia coli) Broth is used to detect coliforms and *E. coli*. EC Broth contains casein peptone as a source of nutrients. Lactose provides the carbohydrate fermented by coliform bacteria and *Escherichia coli*. In addition, lactose-positive bacteria metabolize lactose with gas formation. Gram-positive bacteria are inhibited by the mixture of bile salts.

#### EC Broth with MUG

EC Broth with MUG is used to detect *Escherichia coli* in water, milk and food. The presence of fluorescence using a long-wave UV light source confirms the presence of *Escherichia coli* and no further confirmation is required. MUG detects anaerogenic strains, which may not be detected in the conventional procedure. Lactose is a source of energy. Casein peptone provides additional nutrients. The mixture of bile salts is inhibiting for gram-positive bacteria, particularly bacilli and fecal streptococci. The substrate 4-methylumbelliferyl-b-D-glucuronide is hydrolyzed by an enzyme, b-glucuronidase, possessed by most

### Liquid Media

Ready-to-use media considerably reduces the preparation time in quality control laboratories and also effectively reduces the risks of cross contamination.

GVS Life Sciences is cooperating closely with quality assurance managers in the industry in the development of its own media and test kits.

This intensive product development has produced a range of products that is being used to monitor production plants and conduct microbiological checks on raw materials through to final product release in laboratories.

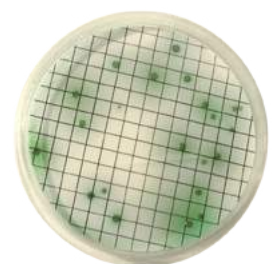
### Typical Applications

#### Microbiological analysis of:

- ◆ Drinking water
- ◆ Surface water
- ◆ Recreational water
- ◆ Purified water
- ◆ Beverage distilled and non distilled




Brilliant Green Bile Broth



Pseudomonas Media: Typical Growth of *Pseudomonas aeruginosa* ATCC 10145



EC-Broth: Vial Left: Control; Vial Right: Broth inoculated with *Escherichia coli* ATCC 25922



Escherichia coli and a few strains of Salmonella, Shigella and Yersinia, to produce a fluorescent end product, 4-methylumbelliferone.

### Enterococcus Broth

Enterococcus Broth is a modified version of the improved media described by Slanetz and Bartley with triphenyltetrazolium chloride (TTC). The membrane filtration method is simple to perform, does not require confirmation and permits a direct count of enterococci in 48 hours.

### Heterotrophic Plate Count (HPC) Broth with or without TTC


HPC Broth and HPC Broth with TTC Heterotrophic Plate Count (HPC) Broth is used to determine live heterotrophs in drinking water and other media at incubation temperatures of 35°C. All bacteria grow on HPC with indicator media and produce a red color. This is a result of the precipitation of formazan following the reduction of 2,3,5- TTC by bacteria.

### KF-Streptococcus Broth

KF-Streptococcus Broth is selective for the determination of fecal streptococci in polluted surface waters. Maltose and lactose are fermentable carbohydrates, sodium azide is the selective agent and brom cresol purple is the indicator dye.

### Mannitol Salt Broth

Mannitol Salt Broth is used to detect presumptive pathogenic Staphylococci. Because of the amount of peptones and beef extract, Mannitol Salt is a nutrient rich medium. Most bacteria (other than staphylococci) are inhibited by the high concentration of sodium chloride. Organisms capable of fermenting mannitol, e.g., Staphylococcus aureus, cause a pH change in the media. With phenol red as the pH indicator the colonies appear with a yellow coloration.



M-Endo Coliform Broth

### M-Endo Coliform Broth

M-endo Broth is used to detect coliform in water samples. M-Endo is a red colored media, which needs to be stored in the dark to prevent discoloration. Gram-positive bacteria are inhibited on this media by the deoxycholate and lauryl sulfate. The addition of ethanol increases the antibacterial nature of the formulation. Lactose fermenting organisms form aldehydes, which react with Schiff's reagent (basic fuchsin and sodium sulfite) to give red colored zones around the colonies. Coliform colonies are therefore red with a characteristic metallic sheen.

### M-FC Broth

M-FC (fecal coliform) Broth allows the development of fecal coliforms at elevated temperatures (44.5°C).

### M-FC with Rosolic Acid

M-FC with Rosolic Acid acts and functions in the same way as M-FC Broth. Rosolic acid inhibits bacterial growth in general, except for fecal coliforms.

### M-Green Yeast and Mold Broth and M-Green Yeast and Mold Agar

M-Green Yeast and Mold Broth is used to detect yeast and mold in beverages and food. M-Green Yeast and Mold Broth is an improved modification of the liquid media. The addition of bromocresol green, which diffuses into fungal colonies as an alkaline reaction, allows them to be easily identified. Metabolic by-products from the developing colonies diffuse into the surrounding medium, further reducing the pH which aids in the inhibition of bacterial growth, but also produces an acid reaction that causes residual bromocresol green to change to yellow.




M-Green Yeast and Mold Broth:  
Typical Growth of Candida Albicans  
ATCC10231 on a Black Membrane

### M-Green Select Broth

M-Green Select Broth was developed to improve efficiency of detection and enumeration of fungi in sugar based drinks using the membrane filtration method. This medium has a low pH, which inhibits bacterial growth. The addition of chloramphenicol further inhibits the growth of bacteria to allow for the development and enumeration of yeast and mold.

## MI Broth and MI Agar

MI Broth detects the presence of coliform bacteria by the production of  $\beta$ -galactosidase, which cleaves the substrate MUGal to produce 4-methylumbelliferone, which fluoresces on exposure to UV light. Non-coliforms do not produce this enzyme and therefore do not fluoresce on the medium. *Escherichia coli* is detected by the compound IBDG. The  $\beta$ -glucuronidase produced by *Escherichia coli* cleaves the substrate to produce a blue indigo color in the colonies. As *Escherichia coli* is also a total coliform, and also produces  $\beta$ -galactosidase, it will also fluoresce. The antibiotic cefsulodin is present to inhibit the growth of gram-positive bacteria and some non-coliform gram-negative bacteria that can cause false positive reactions.



MI-Media: Pure Culture of *Escherichia coli* ATCC 25922 with UV Light

## MRS Broth


MRS medium supports luxuriant growth of all lactobacilli, even the slow growing species.

## M-TGE Total Count Media

All bacteria develop on TGE media and produce a range of different colored and sized colonies.

## Orange Serum Media

Orange Serum Broth is used to detect aciduric microorganisms. Organisms known to grow in single strength and concentrated juices are lactic acid and acetic acid bacteria and yeast. Lactobacilli, *Leuconostoc* and yeast have all been identified as spoilage organisms by numerous authors. Orange serum at pH 5.4 to 5.6 has been reported to yield maximum counts of all types of spoilage organisms in mixed cultures and in single culture comparison tests.



Total Count Media with Indicator. *Escherichia coli* ATCC 25922 and *Staphylococcus aureus* ATCC 25923 can be Easily Detected according to their Red to Pink Colonies

## PRY Broth

Preservative Resistant Yeast Broth is a low pH selective medium for the detection of spoilage microorganism in beverages and water.

## Pseudomonas Broth

*Pseudomonas aeruginosa* is characterized by the production of pyocyanin (a blue green, water soluble, non-fluorescent, phenazine pigment) which is stimulated by the inclusion of magnesium chloride and potassium sulfate in the broth. Irgasan, an antimicrobial agent, selectively inhibits gram-positive and gram-negative bacteria other than pseudomonads. Glycerol both serves as an energy source and helps in the promotion of pyocyanin.

## Total Count Media with TTC

All bacteria develop on Total Count Media with indicator and produce a red color as a result of the precipitation of formazan following the reduction of 2,3,5- TTC by bacteria.



Trypticase Soy Broth Double Strength (not Inoculated)

## Trypticase Soy Broth – Single Strength

General purpose medium used in qualitative procedures for the cultivation of fastidious and non-fastidious microorganisms. Trypticase Soy Broth – Single Strength complies with the demands of the DIN Norm 10167 for the detection of *Escherichia coli* serotype 0157:H7 in foods and FDA-BAM for the isolation of enterohemorrhagic *Escherichia coli* (EHEC). In addition the media conforms to the formula of the US Pharmacopoeia.


## Trypticase Soy Broth – Double Strength

TSB is a medium that will support the growth of a wide variety of microorganisms including aerobic, facultative, and anaerobic bacteria and fungi.

## Wallerstein Nutrient Broth (WL) and WL Differential Broth (WLD)

WL Nutrient Broth is for the cultivation and enumeration of yeast and WL Differential Broth is for determination of bacterial count. Use of the medium at pH 5.5 and incubation at 25°C will give reliable counts for brewer's yeast. Adjustment of the pH to 6.5 and incubation at 30°C allows for the selective growth of baker's and distiller's yeast.





## 2 mL Ampoules

### Ordering information

Product Code	Description	Packaging
10496146	Cetrimide Broth	50/pk
10496120	Enterococcus Broth	50/pk
10496164	Heterotrophic Plate Count (HPC) Broth with TTC	50/pk
10496151	HPC Broth	50/pk
10496125	KF-Streptococcus Broth	50/pk
10496121	Mannitol Salt Broth	50/pk
10496103	M-Endo Coliform Broth	50/pk
10496124	M-FC media	50/pk
10496114	M-FC Broth with rosolic acid	50/pk
10496116	M-Green Select Broth	50/pk
10496101	M-Green Yeast and Mold Broth	50/pk
10496192	MI-Broth Media	50/pk
10496112	MRS Broth	50/pk
10496102	M-TGE Broth	50/pk
10496104	Orange Serum Broth	50/pk
10496106	PRY Broth	50/pk
10496119	Pseudomonas Broth	50/pk
10496113	Total Count Broth with TTC	50/pk
10496108	Wallerstein Broth	50/pk
10496109	Wallerstein Differential Broth	50/pk

## 9 mL Vials

### Ordering information

Product Code	Description	Packaging
10496710	Brilliant Green Bile Bottled Broth, with Durham tubes	20/pk
10496714	EC Bottled Broth, with Durham tubes	20/pk
10496709	EC with MUG, Bottled Broth	20/pk

## Bottled Media

### Ordering information

Product Code	Description	Packaging
10496851	MI Media, Bottled Broth, 50 mL	1/pk
10496847	MI Media, Bottled Agar, 50 mL	1/pk
10496705	M-Green Yeast and Mold Bottled Agar, 100 mL	1/pk
10496707	Trypticase Soy Broth (TSB) Single strength, Bottled Broth, 100 mL	1/pk
10496708	Trypticase Soy Broth (TSB) Double strength, Bottled Broth, 100 mL	1/pk

## Rapid Test Kit

### Ordering information

Product Code	Description	Packaging
10496744	ColiCheck with MUG, Presence-Absence (P-A) Test Kit with Sample Bottles	30/pk

## SwabCheck™



### SwabCheck: how to use

Open the sterile pack, remove the swab and wipe it over an area of about 10 x 10 cm. Then twist off the cap of the medium tube and insert the swab so that the cap fits tightly. Label the sample tube and incubate at the appropriate temperature.

A change in color indicates the presence of the microorganism in question. The quicker the color change occurs, the higher the bioburden. If no color change has been observed after the maximum incubation period has elapsed, then the corresponding microorganism is not present. GVS Life Sciences offers SwabCheck in packs of 25 pieces. With a shelf-life of 12 months.

### Neutralizing Buffer Swabs

Neutralizing buffer swabs are used in the monitoring of surfaces for total bacterial count. Neutralizing buffer inactivates the bactericidal and bacteriostatic effects of chlorine and quaternary ammonium detergents. Without exhibiting no toxic effects on microorganisms. This permits the transfer of swabbed organisms to the laboratory without loss in viability. Neutralizing buffer is not designed to culture and enumerate microorganisms.

### Buffer Swabs

Buffer Swabs are used for the collection of surface contamination from flat or convoluted surfaces prior to transport to a laboratory for culture and enumeration. Buffer swabs contain no bacteriostatic or bactericidal compounds and cannot suppress the action of detergents.

### SwabCheck

SwabCheck is used as an indication of hygiene on contact surfaces. SwabCheck changes color from purple to yellow. The color change is based on acid reaction with the indicator. The more rapid the color change, the higher the level of bacteria in the sample. SwabCheck is useful in determining the sanitation levels of preparation surfaces, filling ports, and processing areas in beverage and food processing plants, dairies, restaurants, and healthcare facilities.

### Coliform SwabCheck

Escherichia coli and coliforms are used traditionally as indicator organisms for fecal contamination in water and other environmental samples. Detection of these organisms usually points to poor hygiene at some stage in the production process or pollution of water at source. The presence of coliforms is indicated by a color change from brown to yellow. The more rapid the color change the higher the level of coliform bacteria.

### Hygiene SwabCheck

Easy to use: The Hygiene SwabCheck shows an obvious color change from red to yellow. The time taken for this change is an indication of the level of contamination. This should be used in conjunction with known specification levels of your process/product. Rapid screening hygiene test is a same day test that will detect gross bacterial and fungal contamination of work surfaces, equipment machinery or other sampling sites.

### The SwabCheck principle

The surface is wiped with a cellulose swab and any bacteria collected are transferred via the swab into a tube containing a special medium with an indicator dye, which is then incubated. A single bacterium is sufficient to cause a color change. This means that SwabCheck is about 1000 times more sensitive than the conventional ATP method. This accuracy is particularly important in the food industry. With this simple method, it is possible to identify microorganisms such as *Listeria monocytogenes*, which must not be present in any concentration in food and beverages.

### Features & Benefits:


- ◆ The right test for each type of contamination
- ◆ Qualitative and semi-quantitative hygiene control
- ◆ Sterile packed and ready-for-use
- ◆ Easy to handle
- ◆ Rapid results
- ◆ Long shelf-life

Total Count Swab Kit



Coliform SwabCheck





## Listeria SwabCheck

Listeria Isolation SwabCheck is designed to be used alongside traditional selective methods to improve the quality system and minimize the risk of Listeria contamination. This simple to use diagnostic test can be applied anywhere in the environment and on foodstuffs where the presence of Listeria species would be critical.

Listeria sp and specifically Listeria monocytogenes are rapidly becoming the most important pathogen in the food industry; regulatory bodies from around the world are insisting that all food products are Listeria free. Listeria Isolation SwabCheck works on an enhanced Esculin media formulation. The hydrolysis of esculin gives a distinctive black/brown precipitate. Inhibitors and antibiotics are present in the media, which will inhibit the growth of non-Listeria species.

## SwabCheck Escherichia coli

SwabCheck Escherichia coli is used for the detection of Escherichia coli on surfaces. The presence of fluorescence using a longwave UV light source confirms the presence of Escherichia coli and any further confirmation is not required. MUG detects anaerogenic strain that may not be detected in the conventional procedure. Lactose is a source of energy. Casein peptone provides additional nutrients. The mixture of bile salts is inhibiting for gram-positive bacteria, particularly bacilli and fecal streptococci. The substrate 4-methylumbelliferyl-b-D-glucuronide is hydrolyzed by an enzyme, b-glucuronidase, possessed by most Escherichia coli and a few strains of Salmonella, Shigella, and Yersinia, to produce a fluorescent end product, 4-methylumbelliferone. The presence of Escherichia coli is detected by the appearance of fluorescence throughout the tube.

## Total Count Swab Kit

Total Count Swab Kit is used for the non-selective development and enumeration of all aerobic bacteria on surfaces in accordance with Hazard Analysis and Critical Control Points (HACCP). The kit includes the swabs and culture medium, packaged with a membrane device, providing a quantitative result. All bacteria develop on TGE media and produce a range of different colored and sized colonies. It is not possible using TGE to presumptively identify any bacteria. Identification can only be undertaken using traditional microbiology techniques following initial colony development.

## Yeast and Mold Swab Kit

Yeast and Mold Swab Kit is used for the enumeration of yeast and molds on surfaces in accordance with HACCP. The kit includes the swabs and culture medium, packaged with a membrane device, providing a quantitative result. M-Green yeast and mold is an improved modification of the liquid medium, and was developed to improve efficiency of detection and enumeration of fungi in sugar based drinks using the membrane filtration method. This medium has a low pH, which inhibits bacterial growth. The addition of bromocresol green, which diffuses into fungal colonies as an alkaline reaction, allows them to be easily identified. Metabolic by-products from the developing colonies diffuse into the surrounding medium, further reducing the pH that aids in the inhibition of bacterial growth, but also produces an acid reaction that causes residual bromocresol green to change to yellow. Green opaque colonies against a yellow background are indicative of the growth of yeasts. Mold colonies are green and filamentous.

## Polywipe Sponge

Polywipe Sponge is used for the recovery of microorganisms from a surface. Polywipe is a blue sponge that is premoistened with neutralizing buffer to neutralize the effects of surface disinfectants. The sponge material is selected to be free of the preservatives found in commercially available sponges, which can inhibit microorganism growth. Polywipe sponges are biocide free and tested for zero toxicity to microorganisms. Each sponge is individually wrapped in a peel pouch and gamma irradiated to ensure sterility.

Hygiene SwabCheck



Listeria SwabCheck



Yeast and Mold Swab Kit



Polywipe Sponge



## Buffers Ordering information

Product Code	Description	Volume	Quantity
10498303	Neutralizing Buffer Swabs	4 mL	125/pk
10498304	Neutralizing Buffer Swabs	4 mL	500/pk
10498305	Buffer Swabs	4 mL	125/pk
10498306	Buffer Swabs	4 mL	500/pk

## SwabCheck Ordering information

Product Code	Description	Volume	Quantity
10498404	SwabCheck	4 mL/tube	125/pk
10498402	SwabCheck Escherichia coli	4 mL/tube	125/pk
10498315	Total Count Swab Kit	2.8 mL/tube and membrane device	30/pk
10498316	Yeast and Mold Swab Kit	2.8 mL/tube and membrane device	30/pk
10498406	Coliform SwabCheck	Individually wrapped package	25/pk
10498407	Hygiene SwabCheck	Individually wrapped package	25/pk
10498408	Listeria SwabCheck	Individually wrapped package	25/pk
10498521	Polywipe Sponge	Individually wrapped pre-moistened sponge	50/pk

## 2.5 Dilution Bottles



Prefilled sterile dilution bottles are designed for sample dilution of water, dairy products, foods, and pharmaceuticals prior to microbiological testing. Final pH for all solutions is 7.2 pH  $\pm$ 0.2 pH at 25°C. They come in an easy open, flip-top, plastic container with a tamper-evident seal. Butterfield's Phosphate Buffer contains monobasic potassium phosphate and is used extensively in the food, dairy, and pharmaceutical industries. Offered in 90 ml and 99 ml volumes for easy 1:10 and 1:100 dilutions. It is recommended as a general diluent in laboratory procedures by the Federal Drug Administrations and in the Bacteriological Analytical Manual. This product is prepared according to Standard Methods for the Examination of Water and Wastewater for use in water testing. Phosphate Buffer with magnesium chloride is used as the diluents for the preparation of dilutions in plate counts in the dairy and food industries. It is recommended by APHA for the recovery of injured microorganisms from dairy and food samples. Contains deionized water, monopotassium phosphate, and magnesium chloride.

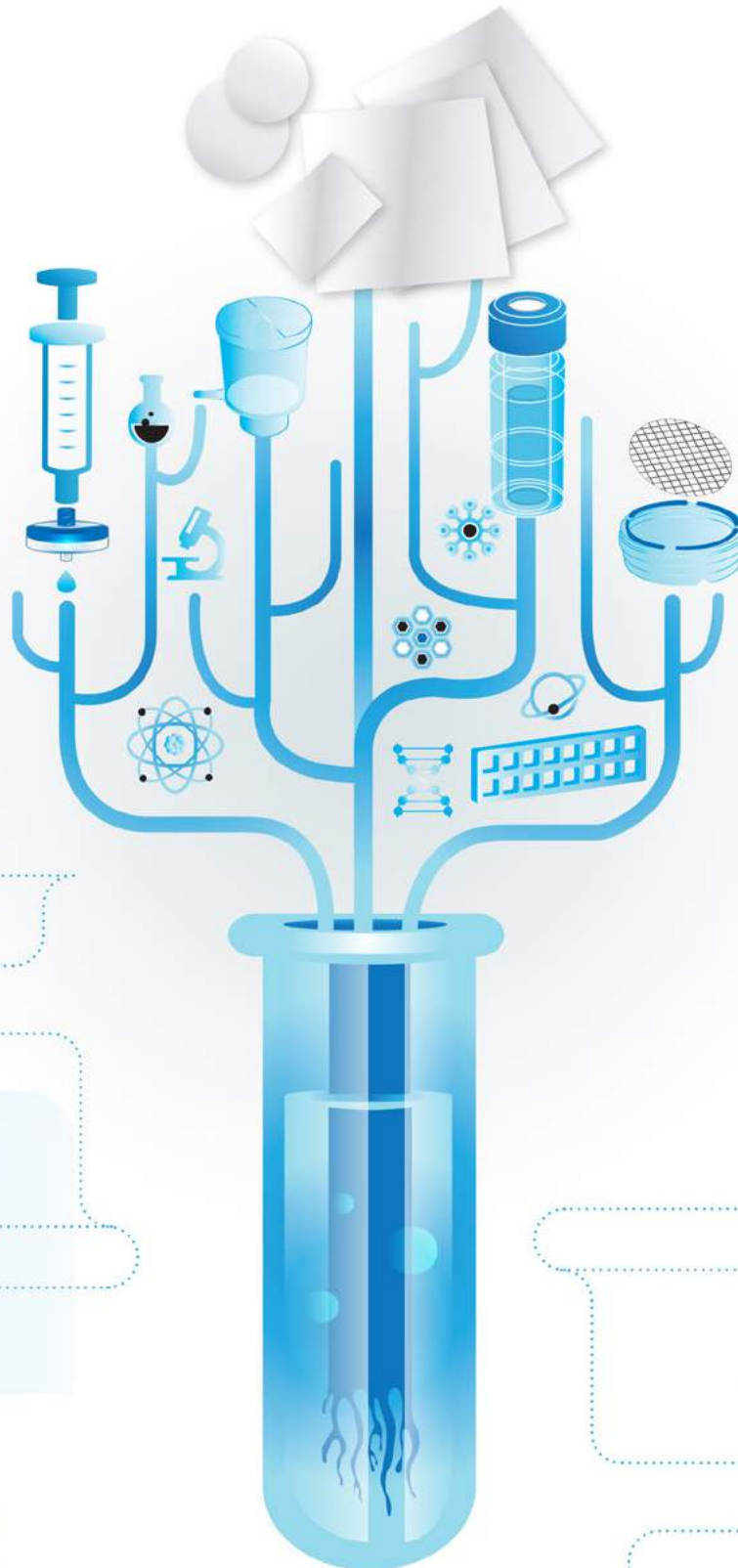
## Ordering information

Product Code	Description	Volume	Quantity
10498503	Dilution Bottle, Butterfield's Buffer	99 mL	72/pk
10498504	Dilution Bottle, Butterfield's Buffer	90 mL	72/pk
10498505	Dilution Bottle, Phosphate Buffer Magnesium Chloride	99 mL	72/pk





FILTER TECHNOLOGY

# DISC AND SHEET MEMBRANES



# DISC AND SHEET MEMBRANES

## Cellulose Acetate (CA) Membrane



GVS Life Sciences Cellulose Acetate (CA) Filtration Membrane is a supported, hydrophilic membrane that is naturally low binding. It is ideal for use in filtration applications where maximal recovery of protein is critical.

### Exceptional Strength for Improved Performance

GVS Life Sciences CA Filtration membranes are composed of pure cellulose acetate that is internally supported by an inert polyester web. This web gives each membrane exceptional strength to prevent cracking, tearing, breaking and distortion when handled or creased. The resulting membrane has dimensional stability that can withstand autoclaving or steam sterilizing leaving the membrane unaffected in temperatures up to 135°C (274°F). The exceptional dimensional strength and low binding characteristics of GVS Life Sciences CA Filtration Membranes provides higher throughputs than competitive offerings and reduces the amount of filter changes needed during proteinaceous solution filtering. Its uniform pore size and consistent flow rates ensure reliable performance.

### Features & Benefits

- ◆ Superior strength: Can withstand aggressive handling or be used with automated equipment without breaking or tearing
- ◆ Low extractables: Ensures tests will be clean with consistent results
- ◆ Hydrophilic: Wets out rapidly
- ◆ Lot-to-lot consistency: Quality checks ensure consistent flow and diffusion rates for dependable results every time
- ◆ Nonlysing of cells: Prevents contamination of critical solutions
- ◆ Autoclaving and steam sterilizing

### Typical Applications

- ◆ Protein and enzyme filtration
- ◆ Biological fluid sterilization
- ◆ Tissue culture media sterilization
- ◆ Cold sterilization

### Product Characteristics

USP Class VI testing	Passed
Thickness	65 - 100 µm
Maximum Operating Temperature	274°F (135°C)
Sealing Compatibility	Ultrasonics, Heat, Radio Frequency and Insert Molding
Pore Size Range	0.22 to 5.0 µm

### Performance


Pore Size (µm)	Flow Time (s)	Volume/Vacuum (mL/in Hg)	Flow Rate (mL/min/cm² @ 10psi)	Bubble Point (psi)
0,22	70-155	250/20	10.26-22.72	50-72
0,45	20-49	250/20	32.46-79.53	30-45
0,65	15-40	250/20	39.77-106.04	18-32
0,8	13-36	250/20	44.18-122.36	14-28
1,2	40-248	500/5	51-318	11-22
5,0	23-59	500/5	216-553	6-16

### Ordering information

Dimensions Packaging	13 mm 100/pk	25 mm 100/pk	47 mm 100/pk	50 mm 100/pk	90 mm 25/pk	102 mm 25/pk	142 mm 25/pk	293 mm 25/pk	20x20 mm 5/pk	30 cmx 3m 1/pk
0.22 µm	1212374	1213124	1213804	1221730	1214357		1215074	1215427		1224211
0.45 µm	1215533	1215635	1215676	3052874	1212375	1221546	1212517	1212620		1240382
0.65 µm		1212846	1212942		1213037		1213125		3061196	
0.8 µm	1213305	1213343	1213358				1213516		3034974	3034975
1.2 µm		1213730	1213805				1213958	1214038		3041202
5.0 µm		1214370	1214411		1212648		1214851			3049247



## Mixed Cellulose Esters (MCE) Membrane



**MICRON**  
NC (MCE)  
Membrane *Sep*

GVS Life Sciences Mixed Cellulose Esters (MCE) Filtration Membrane is an unsupported, hydrophilic membrane. Its rapid flow rate and high throughput make it ideal for use in diagnostic kit manufacturing applications.

### Characteristics

- ▲ High flow rate: fast filtration rates
- ▲ Uniform pore structure: consistent flow and diffusion rates
- ▲ Lot-to-lot consistency

### Typical Applications

- ▲ Aqueous filtration
- ▲ Sterility testing
- ▲ Gravimetric analysis with ashing technique
- ▲ Microbiological and particulate analysis
- ▲ Black for food and beverage applications

### Consistent Uniformity Improves Control and Performance

GVS Life Sciences MCE Filtration Membranes are composed of a mixture of inert cellulose nitrate and cellulose acetate polymers. The uniform microporous structure of these filters provides the fastest flow rates and highest throughputs available in a membrane filter. Because they are biologically inert, GVS Life Sciences MCE Filtration Membranes are ideal for a wide range of clarification, sterilization and analytical applications such as: microbiological analysis, clarification or sterilization of aqueous solutions, industrial hygiene applications, silt density index and particulate-matter analysis. For gravimetric analysis using ashing techniques, GVS Life Sciences MCE Membranes yield a residue or less than 0.045% of their initial weight. They are hydrophilic with a noncytotoxic wetting agent and yield extractable levels of less than 4% of their weight. These membranes are autoclavable at 121°C (250°F) for 20 minutes. Sterilized product lifetime is 24 months from sterilization date.

### Product Characteristics

Sterilization	Gamma Irradiation or Ethylene Oxide (EtO)
USP Class VI testing	Passed
Thickness	100 - 190 µm
Sealing Compatibility	Ultrasonic, Heat, Radio Frequency and Insert Molding
Pore Size Range	0.1 to 8.0 µm

### Performance

Pore Size (µm)	Flow Time (s)	Volume/Vacuum (mL/in Hg)	Flow Rate (mL/min/cm <sup>2</sup> @ 10psi)	Bubble Point (psi)
0,1	198-263	250/20	6.05-8.03	80-110
0,22	60-136	250/20	11.70-26.51	52-65
0,45	23-46	250/20	34.58-69.16	30-42
0,65	13-35	250/20	45.45-122.36	25-42
0,8	5-18	250/20	88.37-318.13	11-19
1,2	30-80	500/5	159-424	9-18
5,0	13-36	500/5	353-979	6-15
8,0	3-25	500/5	509-4242	4-11

### Cellulose Mixed Esters membrane - Sterile, white and black

#### Ordering information

Pore sizes	Individually Packaged Without Pad Gridded					Individually Packaged with Pad Gridded				
	Dimensions Packaging	47 mm 100/pk	47 mm 100/pk	47 mm 1000/pk	47 mm 1000/pk	50 mm 1000/pk	47 mm 100/pk	47 mm 100/pk	47 mm 1000/pk	47 mm 1000/pk
	Color	white	black	white	black	white	white	black	white	black
0.22 µm	1216720					1214396				1214872
0.45 µm	1216721	1216719	1214923	1213643	1222980	1215237	1214866	1215249	1213145	
0.7 µm	1216722	1216718	1215408	1221948			1215407		1215409	
0.8 µm	1216724	1216723		1215590			1225460			

# DISC AND SHEET MEMBRANES

## Cellulose Mixed Esters - Non sterile, white and black

### Ordering information

Dimensions Packaging	13 mm 100/pk	25 mm 100/pk	25 mm Gridded 100/pk	25 mm 100/pk	25 mm Gridded 100/pk	
<b>Color</b>	white	white	white	black	black	
Pore sizes	0.1 µm		1214527			
	0.22 µm	1214882	1214898			
	0.45 µm	1215257	1215263		1215019 1214969	
	0.65 µm		1215376			
	0.8 µm	1215424	1215425	1215419	1215415	1215411
	1.2 µm	1215438	1215440	1215435		
	5.0 µm	1215448	1215450			
	8.0 µm	1214456	1215455			

Dimensions Packaging	47 mm 100/pk	47 mm Gridded 100/pk	47 mm 100/pk	47 mm Gridded 100/pk	90 mm 25/pk	
<b>Color</b>	white	white	black	black	white	
Pore sizes	0.1 µm	1214533				
	0.22 µm	1214909	1214839		1214941	
	0.45 µm	1215281	1215207		1214977 1215305	
	0.65 µm	1215380				
	0.8 µm	1215428	1215421	1215416	1215412	1215431
	1.2 µm	1215441	1215437			1215442
	5.0 µm	1215451				1215452
	8.0 µm	1215456			3053377	1215027

Dimensions Packaging	142 mm 25/pk	293 mm 25/pk	20x20 cm 5/pk	20x20 cm 5/pk	
<b>Color</b>	white	white	white	black	
Pore sizes	0.1 µm	1214554	1214565		
	0.22 µm	1214950	1214959	3031100	
	0.45 µm	1215316	1215323	1225781	3053082
	0.65 µm				
	0.8 µm	1215432	1215433	3050851	
	1.2 µm	1215443			
	5.0 µm	1215453			
	8.0 µm	1221955	1212631		





# Polyethersulfone (PES) Membrane



**ULTRA Sep**  
Polyethersulfone  
Membrane

GVS Life Sciences Polyethersulfone (PES) Filtration Membrane is hydrophilic and cast from pure polyethersulfone polymer. It is designed to remove particulates during general filtration and its low protein and drug binding characteristics make it ideally suited for use in life science applications.

### Product Uniformity and High Sensitivity Maximize Performance

This strong, microporous film asymmetric membrane is constructed from a high-temperature polyethersulfone polymer that is acid and base resistant. Its strength and durability are advantageous during usage that involves aggressive handling or automated equipment. GVS Life Sciences PES Filtration Membrane is naturally hydrophilic without added wetting agents and has low extractables. Due to its inherent uniform porosity and controlled pore size,

GVS Life Sciences PES Filtration Membrane efficiently removes particulates from solutions during general filtration. Additionally, its low protein and drug binding characteristics maximize recovery of critical drugs used in I.V. therapy, chemotherapy and open-heart surgery.

### Features & Benefits

- ◆ Hydrophilic: Eliminates the need for wetting agents that can potentially interfere with analyses
- ◆ Low extractables: Ensures test results will not be compromised by wetting agents or other extractables
- ◆ Low drug and protein binding: Maximizes recovery of critical drugs or proteins
- ◆ Wide range of pore sizes: Pore size range of 0.03 µm to 3.0 µm enables specific pore size selection for given applications
- ◆ Superior burst strength: Protects the integrity of the membrane under high pressure
- ◆ Lot-to-lot consistency: Quality checks, both down and across the membrane, ensure dependable results every time

### Typical Applications

- ◆ Protein and enzyme filtration and sterilization
- ◆ Biological fluid filtration and sterilization
- ◆ Pharmaceutical sterilization
- ◆ Environmental water studies

### Performance

Pore Size (µm)	Flow Time (s)	Volume/Vacuum (mL/in Hg)	Flow Rate (mL/min/cm <sup>2</sup> @ 10 psi)	Bubble Point (psi)
0,03	200-500	250/20	3.18-7.95	90-110
0,1	100-200	250/20	7.95-15.91	70-90
0,2	35-70	250/20	22.72-45.45	50-70
0,4	20-40	250/20	39.77-79.53	35-50
0,6	12-25	250/20	63.63-132.55	21-32
0,8	80-160	500/5	80-159	13-28
1,2	65-130	500/5	98-196	11-22


### Ordering information

Dimensions Packaging	13 mm 100/pk	25 mm 100/pk	47 mm 100/pk	90 mm 25/pk	142 mm 25/pk	293 mm 25/pk	150x50 mm 5/pk	200x200 mm 5/pk	30 cmx3 m 1/pk
0.03 µm	3032875	3032876	3029505	3018505			1239465	1235748	3057106
0.1 µm			1214756	1222230				1225881	3026365
0.22 µm		1214193	1214465	1214920	1214169	1214759		1223871	1226664
0.45 µm		1214532	1214475	1215368	1214170	1214760		1225882	1226665
0.65 µm			1224487			1224490		1225883	1225985
0.8 µm		1214604	1214568	1214669				1225884	3037376
1.2 µm		1222267	1221008	1224492				1223340	1242278
3.0 µm								1232921	

\*30pk  
\*\*Hydrophobic

# DISC AND SHEET MEMBRANES

## Nylon (NY) Membrane



**MAGNA**  
Nylon Membrane

### Description and Use

GVS Life Sciences Nylon Filtration Membrane is a supported, naturally hydrophilic membrane designed to wet out evenly and retain its superior strength during use in general filtration or medical assays.

### Versatile Capabilities, Consistent Performance

GVS Life Sciences Nylon Filtration Membrane is internally supported with an inert polyester support web giving it added dimensional strength and stability that prevents cracking, tearing, curling and breaking. This added strength and durability is advantageous during usage that involves aggressive handling or automated equipment.

A naturally hydrophilic membrane, GVS Life Sciences Nylon Filtration Membrane does not require wetting agents that can interfere with biological processes.

### Features & Benefits

- ◆ Hydrophilic: Eliminates the need for wetting agents that can potentially interfere with biological processes
- ◆ Super strength: Eases handling when used with automated equipment
- ◆ Low extractables: Ensures tests will be clean and pure leading to more consistent results
- ◆ Lot-to-lot consistency: Quality checks ensure lot-to-lot consistency, both down and across the polyester web, for dependable results every time

### Typical Applications

- ◆ Sterilization and clarification of aqueous and organic solvent solutions
- ◆ HPLC sample preparation

### Product Characteristics

<b>Sterilization</b>	Steam, Gamma Irradiation or Ethylene Oxide (EtO)
<b>USP Class VI toxicity</b>	Passed
<b>Thickness</b>	65 - 125 µm
<b>Maximum Operating Temperature</b>	356°F (180°C)
<b>Sealing Compatibility</b>	Ultrasonics, Heat, Radio Frequency and Insert Molding
<b>Pore Size Range</b>	0.1 to 5 µm

### Performance

Pore Size (µm)	Flow Time (s)	Volume/Vacuum (mL/in Hg)	Flow Rate (mL/min/cm <sup>2</sup> @ 10 psi)	Bubble Point (psi)
0,1	300-553	250/20	2.88-5.30	70-100
0,2	113-255	250/20	6.24-14.08	50-72
0,4	44-84	250/20	18.94-36.15	30-45
0,6	18-48	250/20	33.14-88.37	18-32
0,8	13-37	250/20	42.99-122.36	13-28
1,2	40-248	500/5	51-318	11-22
3,0	33-100	500/5	127-386	8-16
5,0	28-57	500/5	223-454	6-13

# MEMBRANES FOR FILTRATION



## Ordering information

Dimensions Packaging	13 mm 100/pk	25 mm 100/pk	37 mm 100/pk	47 mm 100/pk	47 mm Gridded 100/pk
0.1 µm	1213760	1213761		1213762	
0.22 µm	1213766	1213768		1213769	
0.45 µm	1213774	1213775	1228824	1213776 1220671*	1213825 1213845
0.65 µm		1213782		1213783	
0.8 µm	1213788	1213789	1214881	1213790	3013826
1.2 µm	1213794	1213796	1230356	1213797	1214880
5.0 µm	1213810	1213811	1236904	1213812	3048260

Pore sizes

Dimensions Packaging	90 mm 25/pk	142 mm 25/pk	293 mm 25/pk	200x200 mm 5/pk	30 cm x3 m 1/pk
0.1 µm	1213763	1213764	1213765	1222859	1241477
0.22 µm	1213770	1213771	1213772	1222858	1224690
0.45 µm	1213778	1213779	1213780	1222857	1225982
0.65 µm	1213784	1213786		1222856	3052148
0.8 µm	1213791	1213792	1213793	1222855	
1.2 µm	1213798	1213799	1213800	1222854	1214956
5.0µm	1213813	1213815	1213816	1222851	1221441


Pore sizes

\*sterile



# DISC AND SHEET MEMBRANES

## Polytetrafluoroethylene (PTFE) Membrane



as small as 0.1 micron on its surface. PTFE membranes and laminates provide device manufacturers with a consistent, temperature and chemical compatible barrier to microbes and particulate matter. The optimal combination of air flow and water entry pressure adds value to most device designs.

### Features & Benefits

- ◆ Naturally hydrophobic
- ◆ Compatible with strong acids and aggressive solutions
- ◆ Improved durability and handling

### Typical Applications

- ◆ Filtration of strong acids and aggressive solutions
- ◆ Venting applications
- ◆ Phase separations
- ◆ Aerosol samplings

PTFE (fine powder resin) is expanded into a 3-dimensional web-like structure called PTFE which creates billions of microscopic pores. This structure utilizes the inherent hydrophobic (water-resistant) and non-stick nature of PTFE to allow removal of particulate captured on the membrane surface. This allows air to pass easily through the membrane while collecting particulate

### Performance

Pore Size (µm)	Bubble Point (EtOH) (kPa)	Flow Time (MeOH) (sec)	Thickness (µm)
0,22	107.9 -152.0	80 -140	100 -180
0,45	63.7-103.0	40 - 75	100 -180


### Ordering information

Dimensions Packaging	13 mm 100/pk	25 mm 100/pk	47 mm 100/pk
Pore sizes 0.22 µm	1215485	1215486	1215487
0.45 µm	1215491	1215492	1215493

Dimensions Packaging	90 mm 25/pk	142 mm 25/pk	293 mm 25/pk	200x200 mm 5/pk	305x305 mm 50/pk
Pore sizes 0.22 µm	1215488	1215489	1215490	3026028	1267681
0.45 µm	1215494	1215495	1215496	1237423	3034300



## Regenerated Cellulose (RC) Membrane



GVS Life Sciences Regenerated Cellulose membrane is hydrophilic high strengths media. Regenerated Cellulose filters have a broad solvent compatibility, and they contribute very low extractable material in a wide variety of sample solvents. Thus, they are appropriate for sample preparation in many applications and as a standalone or syringe filter membrane. This membrane media can be sterilized by all common methods keeping a mechanically stability. The superior strength assures an high chemical resistance for usage with a wide range of aqueous and organic media.

### Features & Benefits

- ◆ Hydrophilic
- ◆ Excellent chemical compatibility and resistance to organic solvents
- ◆ Low non-specific adsorption
- ◆ Superior thermal resistance
- ◆ High mechanical strength

### Typical Applications

- ◆ Filtration of Aqueous and Organic Solutions
- ◆ Particle removal from organic solvents or mixtures of aqueous and non-aqueous samples
- ◆ Ultra-cleaning and de-gassing solvents and mobile phases for HPLC
- ◆ Clarification
- ◆ Protein Chemistry

### Performance

Pore Size (µm)	Flow Rate (mL/min/cm <sup>2</sup> @ 10 psi)	Bubble Point (psi)	Typical Thickness
0,22	10,3	63,8	≥ 145
0,45	20,6	42,1	≥ 145


### Ordering information

Dimensions	25 mm	47 mm
Packaging	100/pk	100/pk
Pore sizes		
0.22 µm	3099756	3099758
0.45 µm	3099757	3099755



# DISC AND SHEET MEMBRANES

## Polyvinylidene Fluoride (PVDF) Hydrophilic Membrane



PVDF  
Polyvinylidene  
Membrane

GVS Life Sciences Hydrophilic Polyvinylidene Difluoride (Hydrophilic PVDF) Filtration Membrane is a supported, hydrophilic membrane that exhibits broad chemical compatibility and low protein binding. Composed of PVDF internally supported by an inert polyester web, the resulting membrane has dimensional stability. This provides higher throughputs than competitor offerings and reduces the amount of filter changes needed during filtration. It is ideal for use in filtration applications of biological solutions.

This hydrophilic membrane has a great thermal stability with maximum operating temperature of 274°F and can be autoclavable.

### Features & Benefits

- ◆ Superior strength to withstand aggressive handling or use with automated equipment without breaking or tearing
- ◆ Low protein binding minimizes retention of proteins in solution
- ◆ Low extractables ensure tests will be clean with consistent results
- ◆ Lot-to-lot consistency ensures consistent flow and diffusion rates for dependable results every time

### Typical Applications

- ◆ Sterilizing and clarifying filtration of biological solutions.
- ◆ Preparation of protein-containing solutions prior to chromatography or other instrument analyses.
- ◆ Useful for a wide range of applications, including aggressive and non-aggressive solvent-based mobile phase.
- ◆ Offers excellent chemical compatibility, even with aggressive acids and alcohols.
- ◆ Provides high flow rates and throughput, low extractables and broad chemical compatibility.
- ◆ Better protection of your analytical results.

### Performance

Pore Size (µm)	Flow Rate (mL/min/cm <sup>2</sup> @ 10 psi)	Bubble Point (psi)	Typical Thickness
0,22	> 7.5	> 29	150 - 200
0,45	> 11	> 26	150 - 200

### Ordering information

Dimensions	25 mm	47 mm	90mm
Packaging	100/pk	100/pk	25pk
0.22 µm	3044272	3044270	3044271
0.45 µm	3037802	3037800	3037801

Pore sizes



## Polypropylene (PP) Membrane



column life. GVS Life Sciences polypropylene filter is the preferred filter membrane for HPLC applications where the detection levels are below 230 nm. The filters also exhibit negligible protein binding which, is essential for maximum sample recovery of critical, small volume protein samples.

### Features & Benefits

- ◆ Broad chemical compatibility
- ◆ Hydrophobic
- ◆ HPLC applications - detection levels < 230 nm

GVS Life Sciences polypropylene filtration membranes are composed of pure polypropylene with absolute pore size ratings. These filters offer broad chemical compatibility allowing its use with aqueous and organic solvent samples. The polypropylene filter has extremely low extractable levels designed to provide accurate, consistent analysis results for sensitive ion chromatography applications while prolonging

### Typical Applications

- ◆ Aqueous and organic solvent filtration
- ◆ HPLC sample preparation requiring low detection levels
- ◆ Ion chromatography
- ◆ Total digest for heavy metals

### Performance

Pore Size (µm)	Minimum Bubble Point (psi; IPA)	Typical Thickness
0,1	24,6	11
0,22	92,5	160


Pore Size (µm)	Minimum Bubble Point (in: H <sub>2</sub> O)	Typical Thickness
0,45	41	200
1,2	27	220
10	15	300

### Ordering information

Dimensions Packaging	25 mm 100/pk	47 mm 100/pk	90 mm 25/pk	142 mm 25/pk	200x200 mm 5/pk	254x3000 mm 1/pk
0.1 µm	1222102	1214237	1220824	1222103	1225932	1269206
0.22 µm	1214238	1214239	1214240	1214241	3095433	1224966
0.45 µm	1212379	1212380	1212381	1212383		
1.2 µm	1212390	1212391	1212392	1212394		
10.0 µm		1225792				

# DISC AND SHEET MEMBRANES

## Polycarbonate Track Etched (PCTE) Membrane



**PORETICS**  
PCTE Membrane

GVS Life Sciences Polycarbonate Track Etched (PCTE) Membrane is made from a thin polycarbonate film with precisely defined pores. It is ideally suited for use in cellular-based filtration assays as well as filtration applications where high purity is required. The membrane is produced through a two-step, proprietary manufacturing process that employs high quality standards. In the first step, polycarbonate film is exposed to ion particles that pass through it. As the ions pass through the film, they create “tracks” where the polymer is damaged. The beamed film is then exposed to a chemical that etches out the tracks creating precise, cylindrical pores. Pore density is controlled by the number of tracks per unit area, and pore size is controlled by varying the temperature, strength and time of exposure to the etching solution. This unique process allows for increased control over pore size and density to ensure the physical properties of each membrane precisely fit your specifications. The resulting membrane is a thin, translucent polycarbonate film with a smooth, flat surface. All particles larger than the pore size are captured on its surface. GVS offers a unique solution for Legionella analysis following the new standard UNI EN ISO 11731. Our sterile gridded membranes are suitable for this test and give you the best performances.

**To optimize the suitability of PCTE, we offer a variety of products with unique characteristics:**

- ◆ PVP (polyvinylpyrrolidone)-treated for a hydrophilic membrane
- ◆ AOX-certified for applications requiring extremely low extractables
- ◆ Black-dyed membrane for staining applications
- ◆ PVP-free for a hydrophobic membrane

### Characteristics

- ◆ Absolute pore size and density allows for precise size separation
- ◆ Direct thickness and pore size measurements provide accurate characteristics
- ◆ Smooth, thin, glass-like surface is suitable for microscopy and cellular applications
- ◆ Superior strength allows for aggressive handling
- ◆ Low protein binding ensures clean results
- ◆ Resists chemical staining to ease microscopic visualization
- ◆ Passes USP VI Class toxicity testing for use

### Typical Applications

- ◆ General filtration
- ◆ Legionella test (UNI EN ISO 11731\_2017)
- ◆ Removal of red blood cells from plasma
- ◆ Flow control of reagents through assays
- ◆ Precise filtration and prefiltration
- ◆ Fuel testing
- ◆ Cytology
- ◆ Microscopy

#### Nominal Product Characteristics

Thickness	5 - 20 µm
Refractive Indices	Birefringent at 1.584 and 1.625
Water Adsorption (% wt. gain 24-hr immersion)	0.24%
Residual Ash Weight Average	0.92 µg/cm <sup>2</sup>
Specific Gravity	0.94-0.97
Autoclavable	Yes
Leachables	Negligible
Wetting Characteristics	Hydrophilic or Hydrophobic
Wetting Agent (hydrophilic)	Polyvinylpyrrolidone (PVP)
Burst Strength Minimum	0.7 bar (10 psi)
Migration of Filter Media	0
Optical Properties	Semi-translucent

#### Product Characteristics

Sterilization	Gamma Irradiation or Ethylene Oxide (EtO)
USP Class VI Testing	Passed
Extractables	Very Low
BSA Protein Binding	5 µg/cm <sup>2</sup>
Maximum Operating Temperature	284°F (140°C)
Sealing Compatibility	Ultrasonic, Heat, Radio Frequency and Insert Molding
Pore Size Range	0.05 to 20 µm



# MEMBRANES FOR FILTRATION



## Performance Characteristics

Pore Size (a) ( $\mu\text{m}$ )	Pore Density (b) (pores/ $\text{cm}^2$ )	Nominal Thickness (c) ( $\mu\text{m}$ )	Min. Bubble Point (d) (psi)	Typical Flow Rates		(a) Tolerance + 0%, -20% (b) Tolerance + / - 15% (c) Tolerance + / - 10% (d) Measured using Isopropanol (IPA) (e) Initial flow rates using prefiltered water at 10 psid (0.7 kg/ $\text{cm}^2$ ) (f) Initial flow rates using prefiltered air at 10 psid (0.7 kg/ $\text{cm}^2$ ) (g) Initial flow rates using prefiltered air at 5 psi (0.35 kg/ $\text{cm}^2$ )
				Water (e) ( $\text{mL}/\text{min}/\text{cm}^2$ )	Air ( $\text{L}/\text{min}/\text{cm}^2$ )	
20	$4 \times 10^4$	3	1	1000	11 (g)	
14	$5 \times 10^4$	6	0.2	1400	63.5 (g)	
12	$1 \times 10^5$	8	0.4	1250	63.5 (g)	
10	$1 \times 10^5$	10	0.5	1150	34.5 (g)	
8	$1 \times 10^5$	7	0.7	1000	30 (g)	
5	$4 \times 10^5$	10	1.2	700	30 (g)	
3	$2 \times 10^6$	9	2	440	37.5 (g)	
2	$2 \times 10^6$	10	3	300	16.5 (f)	
1	$2 \times 10^7$	11	6	130	20 (f)	
0.8	$3 \times 10^7$	9	7	90	18 (f)	
0.6	$3 \times 10^7$	9	9	60	7.5 (f)	
0.4	$1 \times 10^8$	10	12	33	7.5 (f)	
0.2	$3 \times 10^8$	10	20	10	3 (f)	
0.1	$4 \times 10^8$	6	30	2.5	1.5 (f)	
0.08	$4 \times 10^8$	6	38	0.6	0.75 (f)	
0.05	$6 \times 10^8$	6	50	0.4	0.37 (f)	
0.03	$6 \times 10^8$	6	NA	0.2	0.075 (f)	
0.01	$6 \times 10^8$	6	NA	0.1	0.0075 (f)	

## PCTE AOX Membrane

### Ordering information

Pore sizes	Dimensions Packaging	25 mm 100/pk	47 mm 100/pk
	0.4 $\mu\text{m}$		3026431

## PCTE Hydrophilic Black Membrane

### Ordering information

Pore sizes	Dimensions Packaging	13 mm 100/pk	25 mm 100/pk	47 mm 100/pk	293 mm 20/pk	203x254 mm 100/pk
	0.1 $\mu\text{m}$		1215311	1215315	1221503	
0.2 $\mu\text{m}$		1215185	1215609	1213889	3027176	
0.4 $\mu\text{m}$		1215142	1212790	1214567		1227213
0.6 $\mu\text{m}$		1222025	1215290	1215198	3048300	3054144
0.8 $\mu\text{m}$		1215236	1215138	1222028	3022140	
1 $\mu\text{m}$		1221181	1215161	1222035		
2 $\mu\text{m}$			1215297		3033301	
3 $\mu\text{m}$			1222452	3032159	3033302	
5 $\mu\text{m}$		1221286	1215188	1221230		
8 $\mu\text{m}$			1229540			1236363

# DISC AND SHEET MEMBRANES

## PCTE Hydrophilic Membrane - Sheets and Rolls

### Ordering information

Dimensions Packaging	19x42 mm 100/pk	25x80 mm 50/pk	203x254 mm 30/pk	300x3000 mm 1/pk	
Pore sizes	0.01 µm		1215116	1225184	
	0.03 µm		1227264	1239558	
	0.05 µm		1215271	3027177	
	0.08 µm			3035602	
	0.1 µm		1215117	1239556	
	0.2 µm		1215118	1239557	
	0.4 µm		1215274		
	0.6 µm		1222027	3034261	
	0.8 µm		1222030		
	1 µm		1268126	1221429	1267667
	2 µm			1221232	3034567
	3 µm	3019515		1215275	3002536
	5 µm	1221295	1215041	1222080	1264835
	8 µm	1220867	1220686	1222085	3033093
	10 µm			1220823	3033092
	12 µm				1235494
	20 µm			1221231	

## PCTE PVPF Hydrophobic Membrane

### Ordering information

Dimensions Packaging	13 mm 100/pk	25 mm 100/pk	47 mm 100/pk	90 mm 30/pk	203x254 mm 100/pk	25x80 50/pk	
Pore sizes	0.1 µm	1221504	1215059		1232919		
	0.2 µm		1222017	1222018	1223036		
	0.4 µm		1220835	1215073	1233373		
	0.8 µm		1222032				
	1.0 µm		1222037	1222038	1224067		
	3.0 µm	1215050	1221871	1222077		1228132	1221296
	5.0 µm	1215051	1221746	1222081	1222082	1225120	1221331
	8.0 µm	1215052	1221293	1215148	1222086	1225783	1215042
	10.0 µm	1215053	1222089	1220941		1234298	1215043
	12.0 µm	1215055	1221300				1215044
	14.0 µm	1221297					

# MEMBRANES FOR FILTRATION



## PCTE Hydrophilic Membrane - Disks

### Ordering information

Dimensions Packaging	13 mm 100/pk	19 mm 100/pk	25 mm 100/pk	37 mm 100/pk	47 mm 100/pk
0.01 µm	1215046	1227352	1215321		1215068
0.03 µm	1215047		1215057		1215069
0.05 µm	1215048	1221229	1220868		1215070
0.08 µm	1222092	1220668	1215058		1222093
0.1 µm	1215605	1215056	1215606		1215608
0.2 µm	1215610	1220694	1215611		1215612 1226156*
0.4 µm	1215613	1215147	1215614	1215615	1215617 1226157*
0.6 µm	1215618		1215619		1215620
0.8 µm	1215621		1215622	1215623	1215624
1 µm	1215625	1227203	1215627	1221302	1215628
2 µm	1215985		1215062		1215629
3 µm	1215049		1215063		1215036
5 µm	1215630		1215631		1215632
8 µm	1215633	3013894	1215634		1215637
10 µm	1221009		1215638		1212661
12 µm	1215054		1215984		3027598
14 µm	1222063	3013893	1222064		1215077
20 µm	1222072		1222073		1215078

\* white, gridded, sterile and single packed for Legionella test


## PCTE Hydrophilic Membrane - Disks

### Ordering information

Dimensions Packaging	62 mm 100/pk	76 mm 30/pk	76 mm 100/pk	90 mm 30/pk	142 mm 20/pk	293 mm 20/pk
0.01 µm			3032862	1220988		
0.03 µm				1220987		
0.05 µm			1221291	1221227	1221290	1222091
0.08 µm				1222094	1222095	1222096
0.1 µm			1220970	1215150	1215304	1215219
0.2 µm	3038824		1220891	1215151	1215215	1215385
0.4 µm	3023783		1228342	1215303	1215152	1215317
0.6 µm		1224680		1222026	1221485	1220861
0.8 µm		1225894		1215194	1215309	
1 µm			1220860	1215153	1216611	1215145
2 µm				1222070	1222071	1221005
3 µm	3023784		3013824	1222074		1222075
5 µm	3023785		3013825	1221004	1215388	1221329
8 µm			3034848	1215403	1215201	1222084
10 µm			1267014	1222482	1221292	1222088
12 µm			1264834	1239192		
14 µm				1222479		

# DISC AND SHEET MEMBRANES

## Polyester Track Etched (PETE) Membrane



**PORETICS**  
PETE Membrane

GVS Life Sciences PETE Membrane is made from a thin polyester film with a high density of solvent resistance. It is ideal for use in blood assays or general filtration where chemically aggressive solvents may be used. The membrane is produced through a two-step proprietary manufacturing process similar to that of the PCTE membrane. In the first step, polyester film is exposed to ion particles that pass through the film. As the ions pass through the film, they create “tracks” where the polymer is damaged. The beamed film is then exposed to a chemical solution which etches out the tracks creating precise, cylindrical pores. Pore density is controlled by the number of tracks per unit area, and pore size is controlled by varying the temperature, strength and time of exposure to the etching solution. This unique process allows for increased control over pore size and density to ensure the physical properties of each membrane precisely fit your specifications. The resulting membrane is a thin,

translucent polyester film with a smooth, flat surface containing pores of controlled diameter and number. The membrane has better solvent resistance than polycarbonate and captures all particles larger than the precisely controlled pore size on its surface.

### Characteristics

- ◆ Broad range of chemical compatibility for a wide range of applications
- ◆ Direct thickness and pore size measurements ensure accurate characteristics
- ◆ Naturally hydrophilic so pre-treatments and wetting agents are not required
- ◆ Smooth, thin, glass-like surface for microscopic visualization
- ◆ Low protein binding ensures clean results

### Typical Applications

- ◆ General filtration
- ◆ Removal of red blood cells from plasma
- ◆ Flow control of reagents through assays
- ◆ Precise filtration and prefiltration
- ◆ Air analysis
- ◆ Filtration of aggressive solutions
- ◆ Cellular assays and diagnostics
- ◆ Trace element analysis

### Product Characteristics

<b>Sterilization</b>	Gamma Irradiation or Ethylene Oxide (EtO)
<b>USP Class VI Testing</b>	Passed
<b>Thickness</b>	10 - 20 $\mu\text{m}$
<b>Extractables</b>	Low
<b>BSA Protein Binding</b>	< 5 $\mu\text{g}/\text{cm}^2$
<b>Maximum Operating Temperature</b>	284°F (140°C)
<b>Sealing Compatibility</b>	Ultrasonic, Heat, Radio Frequency and Insert Molding
<b>Pore Size Range</b>	0.2 to 10 $\mu\text{m}$

### Nominal Product Characteristics

<b>Water Adsorption</b> (% wt. gain 24-hr immersion)	0.24%
<b>Residual Ash Weight Average</b>	0.92 $\mu\text{g}/\text{cm}^2$
<b>Specific Gravity</b>	0.94-0.97
<b>Autoclavable</b>	Yes
<b>Leachables</b>	Negligible
<b>Wetting Characteristics</b>	Naturally Hydrophilic
<b>Burst Strength Minimum</b>	0.7 bar (10 psi)
<b>Migration of Filter Media</b>	0
<b>Optical Properties</b>	Semi-translucent

### Performance Characteristics

Pore Size (a) ( $\mu\text{m}$ )	Pore Density (b) (pores/ $\text{cm}^2$ )	Nominal Thickness (c) ( $\mu\text{m}$ )	Min. Bubble Point (d) (psi)	Typical Flow Rates	
				Water (e) ( $\text{mL}/\text{min}/\text{cm}^2$ )	Air ( $\text{L}/\text{min}/\text{cm}^2$ )
10	$1 \times 10^5$	9	0.5	1150	34.5 (g)
8	$1 \times 10^5$	7	0.7	1000	30 (g)
5	$4 \times 10^5$	10	1.2	700	30 (g)
3	$2 \times 10^6$	9	2	440	37.5 (g)
2	$2 \times 10^6$	10	3	300	16.5 (f)
1	$2 \times 10^7$	11	6	130	20 (f)
0.8	$3 \times 10^7$	9	7	90	18 (f)
0.6	$3 \times 10^7$	9	9	60	7.5 (f)
0.4	$1 \times 10^8$	10	12	33	7.5 (f)
0.2	$3 \times 10^8$	10	20	10	3 (f)

- (a) Tolerance + 0%, -20%
- (b) Tolerance + / - 15%
- (c) Tolerance + / - 10%
- (d) Measured using Isopropanol (IPA)
- (e) Initial flow rates using prefiltered water at 10 psid (0.7  $\text{kg}/\text{cm}^2$ )
- (f) Initial flow rates using prefiltered air at 10 psid (0.7  $\text{kg}/\text{cm}^2$ )
- (g) Initial flow rates using prefiltered air at 5 psi (0.35  $\text{kg}/\text{cm}^2$ )

# MEMBRANES FOR FILTRATION



## PETE Membrane - Disks and Sheets

### Ordering information

Dimensions Packaging	13 mm 100/pk	25 mm 100/pk	47 mm 100/pk	90 mm 30/pk	142 mm* 20/pk	293 mm 20/pk	203x254 mm 30/pk
0.2 µm	1220969	1221383	1215288	1222240	1221385		1220886
0.4 µm	1221387	1221388	1215373	1220702	1221389		1222242
0.8 µm	1221397	1221398	1215374	1221399		1221401	1222246
1.0 µm	1215379	1215308	1220871	1221402	1222248	1222249	1221334
2.0 µm	1221403	1221404	1221405	1221406			1222251
3.0 µm	1221409	1221410	1215367	1222253	1221411	1221412	1222254
5.0 µm	1215324	1221413	1215183	1221414	1221415	1221416	1222256
8.0 µm	1221417	1221418	1221419	1221420			1222258
10.0 µm	1221423	1220827	1215173	1221424		1221426	1222260

Pore sizes

\*Bulk packaging available

## Drain Disc



The polyester spun-bonded “drain” type disc prevents “pore blinding” or blockage of the capillary pores in screen membranes resulting in higher flow rates and increased throughputs. The new drain disc also increases flow and capture ability by lifting off of screen supports and exposing all the pores. This ensures efficient performance when placed between two filters in a serial filtration stack too. The spacers prevent air locking of the downstream screen, or function as filters by binding a percentage of pores in the upstream filter.

The spacer may be sized to fit within the diameter of the O-ring in the filter holder. For example , use a 42 mm spacer under a 47 mm filter.

### Characteristics

- ◆ Frequently used with PCTE (Polycarbonatel and PETE (Polyester) membranes to increase flow
- ◆ Spacer between stacked membranes

### Ordering information

Product Code	Quantity	Description
1215141	100/pk	Drain Disc, 25 mm
1215163	100/pk	Drain Disc, 47 mm
1215218	100/pk	Drain Disc, 13 mm
1215500	100/pk	Drain Disc, 42 mm
1215522	25/pk	Drain Disc, 124 mm
1215534	25/pk	Drain Disc, 257 mm
1221182	25/pk	Drain Disc, 90 mm
3007164	25/pk	Drain Disc, 293 mm
3008749	25/pk	Drain Disc, 275 mm
3014223	25/pk	Drain Disc, 30 x 30 cm
3014503	100/pk	Drain Disc, 50 x 55 mm
1238010	100/pk	Drain Disc, 37 mm

# DISC AND SHEET MEMBRANES

## Filter Papers

GVS filter paper is the standard for laboratory filtration. Using the highest quality material, the GVS filter paper has an enhanced mechanical strengths, quality level and reliability. GVS offers both qualitative and quantitative filter papers, with increasing degrees of purity, hardness and chemical resistance.

## Qualitative Papers

GVS Qualitative filter paper is used in qualitative analytical technique to determine and identify materials. From Low Ash/Very Fast filtration to Low ash/very slow, GVS has a wide range of solution suitable for all the applications

### Low Ash / Very Fast

Very fast filtration combined with excellent retention of particles and precipitates (ferric and aluminum hydroxide). Rapid filter for clean-up of biological fluids or organic extracts. High flow rates in air monitoring. Analysis in food industry.



#### Product Characteristics


Weight	85 g/m <sup>2</sup>
Thickness	210 μm
Retention Range	20-25 μm
Ash content	<0.06 %

#### General Application

- ◆ Qualitative analysis
- ◆ Analysis of Biological and organic fluids.
- ◆ Air monitoring
- ◆ Food analysis

### Ordering information

Product Code	Diameter	Quantity
FP055DXF04QALC01	55 mm	100/pk
FP070DXF04QALC01	70 mm	100/pk
FP090DXF04QALC01	90 mm	100/pk
FP110DXF04QALC01	110 mm	100/pk
FP125DXF04QALC01	125 mm	100/pk
FP150DXF04QALC01	150 mm	100/pk
FP185DXF04QALC01	185 mm	100/pk
FP240DXF04QALC01	240 mm	100/pk
FP320DXF04QALC01	320 mm	100/pk



# FILTER PAPERS

## Low Ash / Medium

Medium retention and flow rate. Wide range of applications. Separation of precipitates (lead sulfate, calcium oxalate, calcium carbonate). Soil analysis. Seed testing. Separation of solid foodstuff or extracting liquid. Atmospheric dust collection. Gas detection. Rapid filtration of fine precipitates.



### Product Characteristics

Weight	85 g/m <sup>2</sup>
Thickness	190 μm
Retention Range	10-13 μm
Ash content	<0.06 %

### General Application

- ◆ Qualitative analysis
- ◆ Clarifying liquids.
- ◆ Soil analysis and seed testing
- ◆ Food analysis
- ◆ Air monitoring

### Ordering information

Product Code	Diameter	Quantity
FP055DME01QALC01	55 mm	100/pk
FP070DME01QALC01	70 mm	100/pk
FP090DME01QALC01	90 mm	100/pk
FP110DME01QALC01	110 mm	100/pk
FP125DME01QALC01	125 mm	100/pk
FP150DME01QALC01	150 mm	100/pk
FP185DME01QALC01	185 mm	100/pk
FP240DME01QALC01	240 mm	100/pk
FP320DME01QALC01	320 mm	100/pk

## Low Ash / Medium-Slow

Medium-high retention and medium-slow filtration speed. Filtration of fine precipitates; Monitoring of specific contaminants in environment and soil tests.



### Product Characteristics

Weight	85 g/m <sup>2</sup>
Thickness	180 μm
Retention Range	7-8 μm
Ash content	<0.06 %

### General Application

- ◆ Qualitative analysis
- ◆ General filtration
- ◆ Soil analysis
- ◆ Air monitoring

### Ordering information

Product Code	Diameter	Quantity
FP055DMS02QALC01	55 mm	100/pk
FP070DMS02QALC01	70 mm	100/pk
FP090DMS02QALC01	90 mm	100/pk
FP110DMS02QALC01	110 mm	100/pk
FP125DMS02QALC01	125 mm	100/pk
FP150DMS02QALC01	150 mm	100/pk
FP185DMS02QALC01	185 mm	100/pk
FP240DMS02QALC01	240 mm	100/pk
FP320DMS02QALC01	320 mm	100/pk

# DISC AND SHEET MEMBRANES

## Low Ash / Medium-Slow/Thick

Detailed Application: Medium-high retention and medium-slow filtration speed, with double thickness. Suitable for Buchner funnels. Sample carrier paper for loading greater quantities of solutes due to the high absorbency.



### Product Characteristics

Weight	200 g/m <sup>2</sup>
Thickness	320 μm
Retention Range	5-7 μm
Ash content	<0.06 %

### General Application

- ◆ Qualitative analysis
- ◆ Buchner funnels
- ◆ High absorbency

### Ordering information

Product Code	Diameter	Quantity
FP055DMS03QLTC01	55 mm	100/pk
FP070DMS03QLTC01	70 mm	100/pk
FP090DMS03QLTC01	90 mm	100/pk
FP110DMS03QLTC01	110 mm	100/pk
FP125DMS03QLTC01	125 mm	100/pk
FP150DMS03QLTC01	150 mm	100/pk
FP185DMS03QLTC01	185 mm	100/pk
FP240DMS03QLTC01	240 mm	100/pk
FP320DMS03QLTC01	320 mm	100/pk

## Low Ash / Very Slow

Maximum particle retention. Slow flow rate. High retention of fine particles in chemical analysis. Clarification of cloudy suspensions (wine); Water and soil analysis.



### Product Characteristics

Weight	85 / 170 g/m <sup>2</sup>
Thickness	170 μm
Retention Range	3-5 μm
Ash content	<0.06 %


### General Application

- ◆ Qualitative analysis
- ◆ Clarifying liquids
- ◆ Water analysis
- ◆ Soil analysis

### Ordering information

Product Code	Diameter	Quantity
FP055DXS05QALC01	55 mm	100/pk
FP070DXS05QALC01	70 mm	100/pk
FP090DXS05QALC01	90 mm	100/pk
FP110DXS05QALC01	110 mm	100/pk
FP125DXS05QALC01	125 mm	100/pk
FP150DXS05QALC01	150 mm	100/pk
FP185DXS05QALC01	185 mm	100/pk
FP240DXS05QALC01	240 mm	100/pk
FP320DXS05QALC01	320 mm	100/pk





# FILTER PAPERS

## Quantitative Papers

GVS Quantitative Filter papers have high wet strengths due to an addition of a small quantity of chemically stable resin. As well as it is for the qualitative filter paper, GVS offers a wide range of solution. From the Ashless/fast to the High slow, filter paper from GVS is the right solution.

### Ashless / Fast

Very fast ashless filter paper. Analytical procedures with large particles or gelatinous precipitates (iron or aluminum hydroxides). Air pollution analysis to determinate gaseous compounds.



#### Product Characteristics

Weight	80 g/m <sup>2</sup>
Thickness	190 μm
Retention Range	20-25 μm
Ash content	<0.007 %

#### General Application

- ◆ Quantitative analysis
- ◆ Air monitorin

#### Ordering information

Product Code	Diameter	Quantity
FP055DFA41QANC01	55 mm	100/pk
FP070DFA41QANC01	70 mm	100/pk
FP090DFA41QANC01	90 mm	100/pk
FP110DFA41QANC01	110 mm	100/pk
FP125DFA41QANC01	125 mm	100/pk
FP150DFA41QANC01	150 mm	100/pk
FP185DFA41QANC01	185 mm	100/pk
FP240DFA41QANC01	240 mm	100/pk
FP320DFA41QANC01	320 mm	100/pk

### Ashless / Medium

Medium retention and fast flow. Foodstuff and soil analysis. Air pollution monitoring. Analysis in mining, construction and steel industries.



#### Product Characteristics

Weight	80 g/m <sup>2</sup>
Thickness	170 μm
Retention Range	14-17 μm
Ash content	<0.007 %

#### General Application

- ◆ Quantitative analysis
- ◆ Food analysis
- ◆ Soil analysis
- ◆ Industrial analysis

#### Ordering information

Product Code	Diameter	Quantity
FP055DME43QANC01	55 mm	100/pk
FP070DME43QANC01	70 mm	100/pk
FP090DME43QANC01	90 mm	100/pk
FP110DME43QANC01	110 mm	100/pk
FP125DME43QANC01	125 mm	100/pk
FP150DME43QANC01	150 mm	100/pk
FP185DME43QANC01	185 mm	100/pk
FP240DME43QANC01	240 mm	100/pk
FP320DME43QANC01	320 mm	100/pk

# DISC AND SHEET MEMBRANES

## Ashless / Medium-Slow

Medium speed and retention. Analysis of components in cements, clays, iron and steel products. Soil analysis. Sediments in milk. Filtration of solutions prior to atomic absorption spectrophotometry; High purity filter in atmosphere analysis.



### Product Characteristics

Weight	80 g/m <sup>2</sup>
Thickness	14 µm
Retention Range	7-9 µm
Ash content	<0.007 %

### General Application

- ◆ Quantitative analysis
- ◆ Gravimetric analysis
- ◆ Soil analysis
- ◆ Air monitoring

### Ordering information

Product Code	Diameter	Quantity
FP055DMS40QANC01	55 mm	100/pk
FP070DMS40QANC01	70 mm	100/pk
FP090DMS40QANC01	90 mm	100/pk
FP110DMS40QANC01	110 mm	100/pk
FP125DMS40QANC01	125 mm	100/pk
FP150DMS40QANC01	150 mm	100/pk
FP185DMS40QANC01	185 mm	100/pk
FP240DMS40QANC01	240 mm	100/pk
FP320DMS40QANC01	320 mm	100/pk

## Ashless / Slow

Hardened ashless filter paper with high retention and slow flow rate. Often used for filtering very fine precipitates and in gravimetric metal determination.



### Product Characteristics


Weight	80 g/m <sup>2</sup>
Thickness	160 µm
Retention Range	2-4 µm
Ash content	<0.007 %

### General Application:

- ◆ Quantitative analysis

### Ordering information

Product Code	Diameter	Quantity
FP055DSL44QANC01	55 mm	100/pk
FP070DSL44QANC01	70 mm	100/pk
FP090DSL44QANC01	90 mm	100/pk
FP110DSL44QANC01	110 mm	100/pk
FP125DSL44QANC01	125 mm	100/pk
FP150DSL44QANC01	150 mm	100/pk
FP185DSL44QANC01	185 mm	100/pk
FP240DSL44QANC01	240 mm	100/pk
FP320DSL44QANC01	320 mm	100/pk



## Ashless / Very Slow

Highest retention and very slow flow. Extremely difficult filtrations. Analytical precipitates: barium sulphate, mactannic acid and finely precipitated calcium carbonate.



### Product Characteristics

Weight	100 g/m <sup>2</sup>
Thickness	160 µm
Retention Range	2-3 µm
Ash content	<0.007 %

### General Application

- Quantitative analysis
- Critical gravimetric analysis.

### Ordering information

Product Code	Diameter	Quantity
FP055DXS42QANC01	55 mm	100/pk
FP070DXS42QANC01	70 mm	100/pk
FP090DXS42QANC01	90 mm	100/pk
FP110DXS42QANC01	110 mm	100/pk
FP125DXS42QANC01	125 mm	100/pk
FP150DXS42QANC01	150 mm	100/pk
FP185DXS42QANC01	185 mm	100/pk
FP240DXS42QANC01	240 mm	100/pk
FP320DXS42QANC01	320 mm	100/pk



# DISC AND SHEET MEMBRANES

## Glass Microfiber



### GF 0.7 $\mu\text{m}$

This is the filter with the highest retention performance of the range. It is particularly suited to filter samples and solvents for HPLC, being this pre-filtration most important for ensuring the success of the test. It is also suitable for biochemical test, such as clarifications, protein filtrations, cellular cultures, etc. The Trace Element Levels were obtained with an AAS (Atomic Absorption Spectrometer) with 100% dissolved fiberglass.

#### Product Characteristics

Basis Weight	75 g/m <sup>2</sup>
Thickness	0.45 $\mu\text{m}$
Retention range	0.7 $\mu\text{m}$
Binders	Binder-free
Retention DOP	99,998 %

#### Ordering information

Product Code	Description	Quantity
FP025DSLFFGLFC01	Diameter 25 mm	100/pk
FP047DSLFFGLFC01	Diameter 47 mm	100/pk
FP070DSLFFGLFC01	Diameter 70 mm	100/pk
FP090DSLFFGLFC01	Diameter 90 mm	100/pk
FP110DSLFFGLFC01	Diameter 110 mm	100/pk

GVS Life Sciences offers a wide range of glass microfiber filters made of 100% borosilicate glass fibers without binders. The depth structure of the filter with its large surface area provides an outstanding impurity retention capacity combined with a low filter resistance.


Glass fiber filters adsorb the finest particles down to 1  $\mu\text{m}$  from liquids and < 1  $\mu\text{m}$  in air and gases, as the electrostatic interaction between the glass fibers and gases is better than between glass fibers and liquids. Temperature resistant up to 500° C (with organic binders up to 180° C).

#### Features & Benefits

- ◆ Extraction thimbles (cellulose, glass & quartz microfiber)
- ◆ Very small particles retention
- ◆ Resistance to aggressive substances
- ◆ Temperatures up to 1000 °C

#### Typical Application

- ◆ DNA and Protein filtration
- ◆ Clarification
- ◆ Water analysis
- ◆ Biochemical determinations
- ◆ Air monitoring
- ◆ As a membrane pre-filter
- ◆ Filtration of solvents for HPLC and biochemical tests



# FILTER PAPERS

## GF 1.2 µm

This is the most suitable filter to test for solids in suspension in water in accordance with the parameters set by the EN European regulations. In general it is suitable for any work in water control or waste water analysis, including clarification processes. In biochemical tests, it is very useful for analysing carbohydrates, cellular cultures, etc. The Trace Element Levels were obtained with an AAS (Atomic Absorption Spectrometer) with 100% dissolved fiberglass.

### Product Characteristics

Basis Weight	52 g/m <sup>2</sup>
Thickness	0.25 µm
Retention range	1.2 µm
Binders	Binder-free
Retention DOP	99,998 %

### Features & Benefits

- ◆ Extraction thimbles (cellulose, glass & quartz microfiber)
- ◆ Very small particles retention
- ◆ Resistance to aggressive substances
- ◆ Temperatures up to 1000 °C

### Typical Application

- ◆ DNA and Protein filtration
- ◆ Clarification
- ◆ Water analysis
- ◆ Biochemical determinations
- ◆ Air monitoring
- ◆ As a membrane pre-filter
- ◆ Filtration of solvents for HPLC and biochemical tests

### Ordering information

Product Code	Description	Quantity
FP047DMEFCGLFC01	Diameter 47 mm	100/pk
FP055DMEFCGLFC01	Diameter 55 mm	100/pk
FP070DMEFCGLFC01	Diameter 70 mm	100/pk
FP090DMEFCGLFC01	Diameter 90 mm	100/pk
FP110DMEFCGLFC01	Diameter 110 mm	100/pk
FP125DMEFCGLFC01	Diameter 125 mm	100/pk
FP254RMEFCGLFL01	254 x102 mm	100/pk

## GF 1.6 µm

Particularly suited to atmospheric pollution controls, intake controls and ozone level measurements. This product is used in testing for algae in water, in general water controls and in waste water analysis. Its use for filtering solvents in high-resolution laboratories is recommended.

### Product Characteristics

Basis Weight	55 g/m <sup>2</sup>
Thickness	0.25 µm
Retention range	1.6 µm
Binders	Binder-free
Retention DOP	99,998 %

### Features & Benefits

- ◆ Extraction thimbles (cellulose, glass & quartz microfiber)
- ◆ Very small particles retention
- ◆ Resistance to aggressive substances
- ◆ Temperatures up to 1000 °C
- ◆ Fine retention with fast flow

### General Application


- ◆ General purpose laboratory filtration
- ◆ Food analysis
- ◆ Water analysis
- ◆ Biochemical determinations
- ◆ Air monitoring
- ◆ As a membrane pre-filter
- ◆ Protein filtration

### Ordering information

Product Code	Diameter	Quantity
FP025DFAFAGLFC01	25 mm	100/pk
FP047DFAFAGLFC01	47 mm	100/pk
FP055DFAFAGLFC01	55 mm	100/pk
FP090DFAFAGLFC01	90 mm	100/pk
FP110DFAFAGLFC01	110 mm	100/pk
FP125DFAFAGLFC01	125 mm	100/pk
FP150DFAFAGLFC01	150 mm	100/pk

# DISC AND SHEET MEMBRANES

## Glass Fiber Filters



Fiber membranes with a binder are usually recommended for filtrations of long duration under pressure. Glass Fiber membranes without binders are designed for solvent filtration or gravimetric analysis to avoid binder extractables. Filters without binders are recommended for analytical and gravimetric determinations.

### Characteristics

- ◆ Acrylic binder
- ◆ High dirt holding capacity
- ◆ Biologically inert
- ◆ Bonding reduces media migration

GVS Life Sciences Glass Fiber membranes are biologically inert, autoclavable and highly resistant to oxidizing agents and weak acids. Glass fiber can be used to extend the life of a final filter as a prefilter or they can be used alone for low cost sample clarification. GVS Life Sciences Glass Fiber membranes with binders are composed of borosilicate glass fibers woven into a porous matrix and bonded by an acrylic resin. This bonding produces a filter that reduces media migration and has the strength required for high-volume aqueous filtrations. Glass

### Glass Fiber Filters with Binder

#### Ordering information

	Dimensions Packaging	10 mm 100/pk	13 mm 100/pk	22 mm 100/pk	25 mm 100/pk	42 mm 100/pk	47mm 100/pk	75 mm 25/pk	90 mm 25/pk
Pore sizes	0.5 µm			1215543	1215544	1215547	1215548	1215549	1215550
	1.0 µm		1215557		1215559	1215561	1215562	1215563	1215564
	1.0 µm	1215570	1215571	1215572	1215573	1215576	1215577	1215578	1215579

	Dimensions Packaging	124 mm 25/pk	127 mm 25/pk	142 mm 25/pk	257 mm 25/pk	293 mm 25/pk	24x24 cm 10/pk
Pore sizes	0.5 µm	1215551		1215553	1215554	1215555	1266844
	1.0 µm	1215565	1215566	1215567	1215568	1215569	1268603
	1.0 µm	1215580		1215582	1215583	1215584	

### Glass Fiber Filters Binderless

#### Ordering information

	Dimensions Packaging	6 mm 500/pk	7 mm 500/pk	10 mm 500/pk	25 mm 100/pk	37 mm 500/pk	47 mm 100/pk	65 mm 100/pk	82 mm 100/pk
Pore sizes	0.7 µm		3029939		1215162		1215540		
	1.0 µm	3003072		1214912	1213325*	1215588	1215589*	1221996	1214974

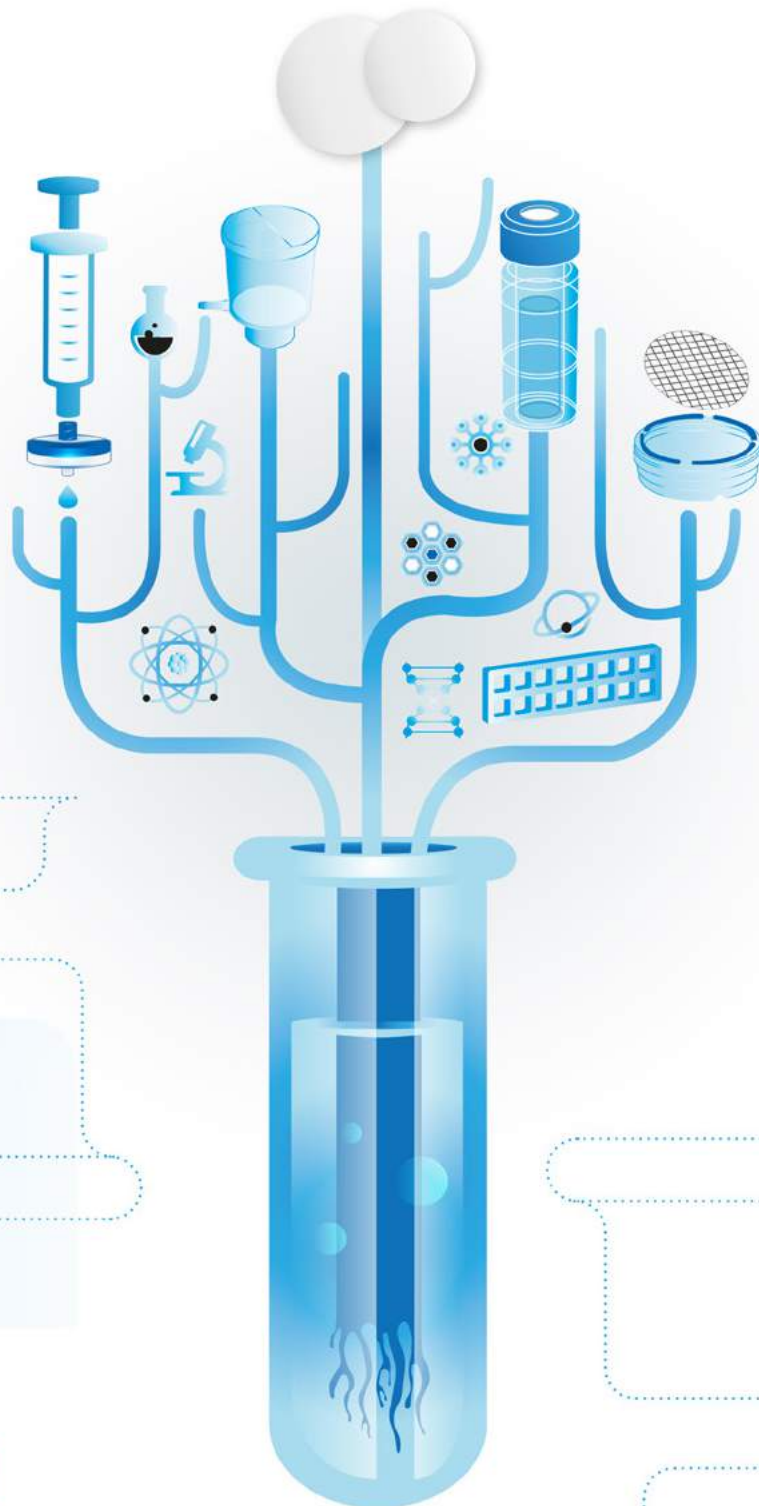
	Dimensions Packaging	85 mm 100/pk	90 mm 25/pk	102 mm 100/pk	110 mm 25/pk	142 mm 25/pk	257 mm 100/pk	293 mm 25/pk
Pore sizes	0.7 µm		1215541			1215542		
	1.0 µm	3015810	1225509 1212763**	1214671	3034573	3034574	1220678	1220887

\*500/pk \*\*100/pk



FILTER TECHNOLOGY

# AIR MONITORING



# AIR MONITORING

## P.M. 2.5 PTFE Membrane



GVS Life Sciences PM 2.5 PTFE Membrane is a high-purity, thin membrane for PM 2.5 ambient air monitoring. Each membrane is sequentially numbered with a chemically resistant polypropylene support ring. The low tare mass allows for accurate gravimetric determinations. No glues or adhesives are used in making the membranes and its stable design eliminates curling, keeping the membrane flat allowing for robot use.

### Product Characteristics

Filter thickness	30-50 $\mu\text{m}$
Filter diameter	46.2 mm
Filter pore size	2.0 $\mu\text{m}$
Support ring material	Polypropylene
Total support ring thickness	0.38 mm
Support ring width	3.68 mm
Particle retention (0.3 $\mu\text{m}$ )	99.7 %
Pressure drop (0.3 $\mu\text{m}$ ) @16.67 l/min clean air	30 cm water
Alkalinity	<25 $\mu\text{eq/g}$ of filter
Temperature weight loss stability	<20 $\mu\text{g}$
Drop test weight loss stability	<20 $\mu\text{g}$
Moisture weight gain stability	<10 $\mu\text{g}$

### Ordering information

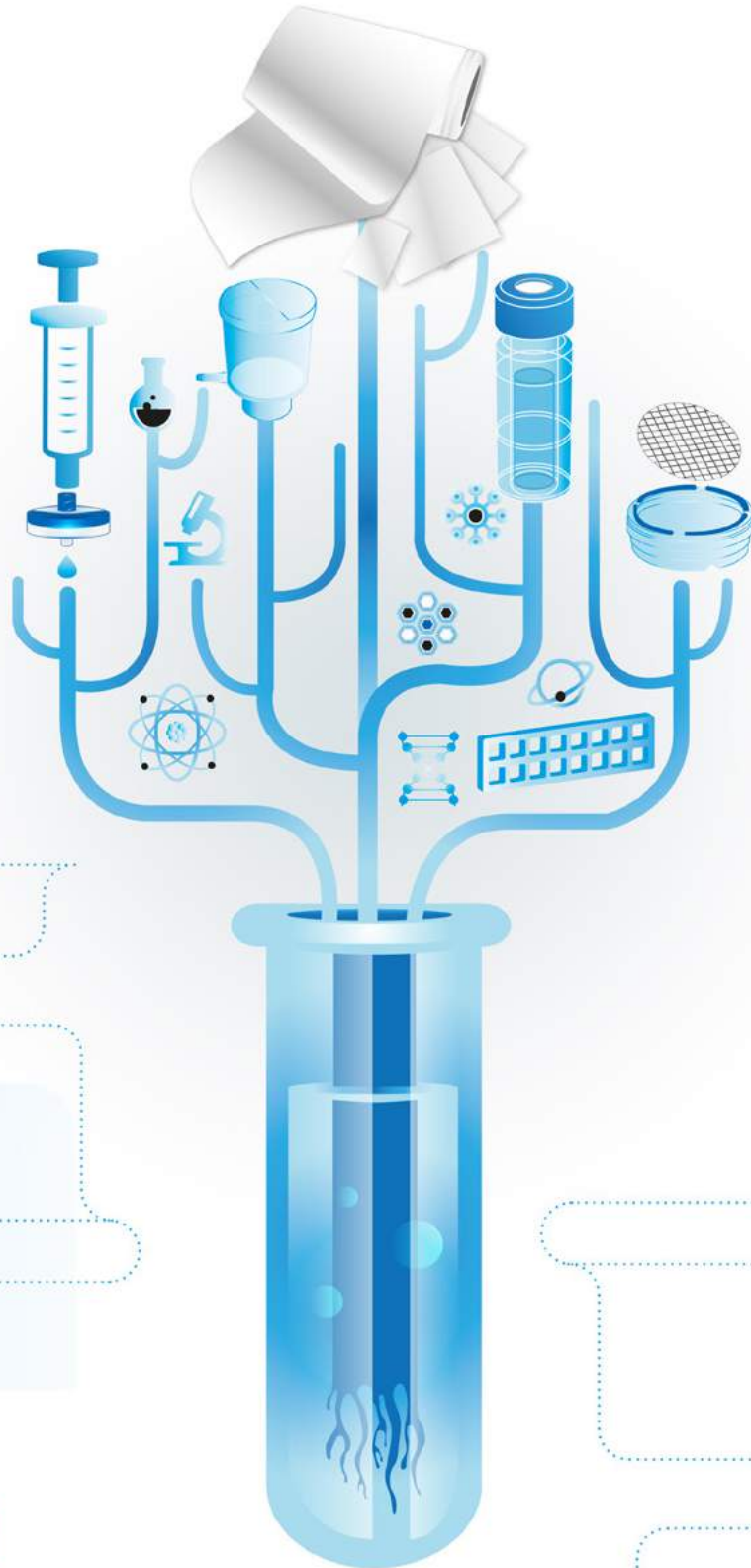
Description	Pore Size ( $\mu\text{m}$ )	Quantity	Product Code
PM 2.5 PTFE Membrane Disk, EPA Conforming	2.0	50 /pk	759310





FILTER TECHNOLOGY

# TRANSFER MEMBRANES



# TRANSFER MEMBRANES

## Nitrocellulose (NC)



GVS Life Sciences Pure Nitrocellulose Transfer Membrane is the membrane of choice for all protein or immunoblotting applications.

The high sensitivity of GVS Life Sciences Pure Nitrocellulose Transfer Membrane ensures excellent results in all transfers, especially in protein blotting.

### Features & Benefits

- ◆ For procedures that require optimum resolution
- ◆ Membrane of choice for protein or immunoblotting applications
- ◆ Low background, easily blocked
- ◆ BSA binding capacity up to 100 µg/cm<sup>2</sup>
- ◆ Wets out naturally
- ◆ Compatible with all detection systems

### Typical Applications

- ◆ Western Blotting
- ◆ Protein & immunoblotting
- ◆ Northern Blotting
- ◆ Southern Blotting
- ◆ Dot/slot blotting
- ◆ Radiographic, chromogenic and chemiluminescent detection systems


### Product Characteristics

Pore Size (µm)	Flow Time (s)	Volume/Vacuum (mL/in Hg)	Flow Rate (mL/min/cm <sup>2</sup> @ 10 psi)	Bubble Point (psi)	Thickness
0,22	80-160	250/20	9.94-19.88	60-80	110-190
0,45	60-130	250/20	12.24-26.51	45-65	110-190

### Ordering information

Dimensions (mm) Packaging	70x84 10/pk	100x100 10/pk	150x150 5/pk	200x200 25/pk	200x3000 1/pk	300x3000 1/pk
0.22 µm	1213991	1213999	1215463	1215392	1215469	1215458
0.45 µm	1213888	1213314	1215476	1221976	1215483	1215471

Pore sizes



## Supported Nitrocellulose (MCE)



GVS Life Sciences Supported Nitrocellulose Transfer Membrane combines the binding characteristics of nitrocellulose membrane with the strength of nylon membrane. It can be easily used in any protocol utilizing unsupported nitrocellulose transfer membrane.

### Features & Benefits

- ◆ Supported for procedures requiring rigorous handling
- ◆ Strong - will not curl, bend or crack after baking
- ◆ High sensitivities, low backgrounds
- ◆ Multiple reprobing
- ◆ BSA binding capacity up to 100 µg/cm<sup>2</sup>
- ◆ Triton Free

### Typical Applications

- ◆ Northern Blotting
- ◆ Southern Blotting
- ◆ Multiple re-hybridizations
- ◆ Colony/plaque lifts
- ◆ Dot/slot blotting
- ◆ Radiographic detection systems
- ◆ Chemiluminescent detection systems
- ◆ Biotinylated detection systems

### Product Characteristics

Pore Size (µm)	Flow Time (s)	Volume/Vacuum (mL/in Hg)	Flow Rate (mL/min/cm <sup>2</sup> @ 10psi)	Bubble Point (psi)	Thickness
0,22	70-150	250/20	10.60-22.72	50-75	100-140
0,45	50-130	250/20	12.24-31.81	30-55	100-130

### Ordering information

Dimensions (mm) Packaging	70x84 10/pk	100x100 10/pk	100x150 10/pk	200x200 5 /pk	200x3000 1/pk	300x3000 1/pk
Pore sizes 0.22 µm		1214560		1212689	1212690	1212632
0.45 µm	1214978	1213943	1222295	1212597	1212602	1212590

# TRANSFER MEMBRANES

## Polyvinylidene Fluoride (PVDF)



GVS Life Sciences PVDF is a naturally hydrophobic, unsupported transfer membrane. It has a high binding capacity, which prevents protein from passing through the membrane, and a low background that provides for an excellent signal-noise ratio. It also has exceptional tensile strength, preventing it from cracking, tearing, breaking or curling. This membrane also has broad chemical compatibility, which is important when used with common stains such as Amido Black, Colloidal Gold, Coomassie Blue, India Ink and Ponceau-S. GVS Life Sciences PVDF will not degrade, distort or shrink when a high concentration of methanol is used for destaining. Its exceptional strength, high binding capacity and chemical compatibility make GVS Life Sciences PVDF ideal for use in Western blotting, immunoblotting, and solid phase assays and plaque lifts.

### Features & Benefits

- ◆ Superior strength: Can withstand aggressive handling or be used with automated equipment without breaking or tearing
- ◆ Low extractables: Ensures tests will be clean with consistent results
- ◆ Exceptional sensitivity: Detects low-level components
- ◆ Hydrophobic: For high protein binding
- ◆ Lot-to-lot consistency: Quality checks ensure consistent binding for dependable results every time
- ◆ BSA protein binding capacity : 125 µg/cm<sup>2</sup>
- ◆ High range of chemical: Resistant to most commonly used chemicals compatible with chemically aggressive solvents

### Typical Applications


- ◆ Western blotting
- ◆ Immunoblotting
- ◆ Solid phase assays
- ◆ Amino acid or protein analyses

### Product Characteristics

Pore Size (µm)	Flow Time (s)	Volume/Vacuum (mL/in Hg)	Flow Rate (mL/min/cm <sup>2</sup> @ 10 psi)	Bubble Point (psi)	Thickness
0,22	100-500	250/20	3.18-15.91	40-60	140-250
0,45	35-200	250/20	7.95-45.45	25-40	140-250

### Ordering information

Dimensions (mm) Packaging	70x84 10/pk	100x100 10/pk	150x150 5/pk	200x200 5/pk	200x3000 1/pk	300x3000 1/pk
0.22 µm	1214588		1215037	1215032	1214726	1214429
0.45 µm	1213992	1212644	1212636	1212637	1212783	1212639



## Supported Polyvinylidene Fluoride (PVDF)



GVS Filter Technology Hydrophilic Polyvinylidene Difluoride (Hydrophilic PVDF) Filtration Membrane is a supported, hydrophilic membrane that exhibits broad chemical compatibility and low protein binding. Composed of PVDF internally supported by an inert polyester web, the resulting membrane has dimensional stability. This provides higher throughputs than competitor offerings and reduces the amount of filter changes needed during filtration. It is ideal for use in filtration applications of biological solutions. GVS Filter Technology Hydrophilic PVDF Membrane is available in roll widths from 1 inch (2.54 cm) to 12 inches (30.5 cm), as well as in sheets and disks that can be customized to meet your application and size requirements. If different width is required we can slit following your needs.

### Features & Benefits

- ◆ Superior strength to withstand aggressive handling or use with automated equipment without breaking or tearing
- ◆ Low protein binding minimizes retention of proteins in solution
- ◆ Low extractables ensure tests will be clean with consistent results
- ◆ Lot-to-lot consistency ensures consistent flow and diffusion rates for dependable results every time

### Typical Applications

- ◆ Western Blotting
- ◆ Binding Assay
- ◆ Dot/Slot Blotting
- ◆ Immunoblotting
- ◆ Solid phase assays
- ◆ Amino acid or protein analyses

### Product Characteristics

Pore Size (µm)	Flow Rate (mL / min / cm <sup>2</sup> @10psi)	Bubble Point		Thickness (µm)
		psi	bar	
0.22	> 4	> 28	> 1.9	150-200
0.45	> 7	> 23	> 1.5	150-200

### Ordering information

Dimensions (mm) Packaging	70x84 10/pk	100x100 10/pk	150x150 5/pk	200x200 5/pk	200x3000 1/pk	300x3000 1/pk
0.22 µm	1214571	1214573	1214575	1214580	1214495	1214497
0.45 µm	1214572	1214574	1214576	1214581	1214496	1214498

Pore sizes

# TRANSFER MEMBRANES

## Neutral Nylon



GVS Life Sciences Neutral Nylon Transfer Membrane is a pure polymer impregnated in by an inert polyester web. It is naturally hydrophilic and optimized for protein binding and for high, reproducible binding of nucleic acids.

### Reliable Quality, Increased Efficiencies

This controlled microporous nylon membrane is cast on an inert, internal support web that gives it added dimensional strength and stability to prevent cracking, tearing, curling and breaking. This added strength and durability is essential in protocols that require aggressive handling, such as colony lifts and plaque lifts. In addition to the dimensional strength and durability of GVS Life Sciences Neutral Nylon Transfer Membrane, its retention of macromolecules can also be enhanced using UV cross-linking. This process can be used to maximize the signal retention of nucleic acids and preserve the integrity of DNA or RNA transfers. The purity and consistency of GVS Life Sciences Neutral Nylon Transfer Membrane, coupled with its added

durability and sensitivity, make it an ideal membrane for use in medical research, scientific studies or test confirmations where precise biological pattern replications, such as DNA and RNA transfers, are integral to the success of the procedure.

### Features & Benefits

- ◆ Supported: has added strength and durability preventing distortion or contamination in multiple reproblings
- ◆ High binding capacity: with a nucleic acid binding capacity of approximately 350 µg/cm<sup>2</sup>, Magna Nylon - Transfer Membrane can bind a wide range of fragment sizes, increasing the efficiency of transfers
- ◆ Hydrophilic: eliminates the need for wetting agents that can potentially interfere with biological processes
- ◆ Lot-to-lot consistency: quality checks ensure lot-to-lot consistency, both down and across the polyester web, for dependable results every time

### Typical Applications

- ◆ Southern transfers
- ◆ Northern transfers
- ◆ Protein binding
- ◆ Microarrays
- ◆ Macroarrays
- ◆ Dot/Slot blotting
- ◆ Radiolabeled detection systems
- ◆ Non-radiolabeled detection systems
- ◆ Colony lifts
- ◆ Plaque lifts
- ◆ Library screening

### Product Characteristics

Pore Size (µm)	Flow Time (s)	Volume/Vacuum (mL/in Hg)	Flow Rate (mL/min/cm <sup>2</sup> @ 10 psi)	Bubble Point (psi)	Thickness
0,2	113-277	250/20	5.74-14.08	40-68	140-190
0,4	65-205	250/20	7.76-24.47	32-57	140-190

### Disks and Sheets

#### Ordering information

Dimensions Packaging	82 mm 50/pk	85 mm 50/pk	132 mm* 50/pk	137 mm 50/pk	102x133 mm 10/pk	115x160 mm 10/pk	150x150 mm 5/pk	200x200 mm 5/pk
Pore sizes 0.22 µm	1213409	1213410	1213411	1213412	1213422		1213416	1213419
0.45 µm	1213370 1214428*	1213372	1213373 1214509*	1213375 1214245*	1213384	1213391	1213379	1213380 1215310**
*100/pk		**25/pk						

Dimensions Packaging	220x220 mm 5/pk	225x225 mm 10/pk	300x300 mm 5/pk	300x500 mm 5/pk	150x3000 mm 1/pk	200x3000 mm 1/pk	300x3000 mm 1/pk	4.75x11in 10/pk
Pore sizes 0.22 µm					1213442	1213441	1213405	
0.45 µm	1213382	1224585	1213383	1213395	1213404	1213403	1213364	1214994



## Reprobing Charged Nylon



**MAGNA Probe**  
Reprobing Charged Nylon

GVS Life Sciences Nylon Reprobing, Charged transfer membrane is a positively charged modified nylon membrane, specifically designed to allow for numerous reprobing. The high binding capacity of 450 mg/cm<sup>2</sup> makes GVS Life Sciences Nylon ideal for all Southern and Northern applications, including alkaline blotting. GVS Life Sciences Nylon is ideally suited for all probes both radioactive and non-radioactive, including chemiluminescent and biotinylated detection systems. GVS Life Sciences Nylon offers significantly increased binding, maximum "lot-to-lot" consistency, and excellent signal retention. The inherent charge on this nylon membrane along with its hydrophilic nature makes consistent repeatable results a reality for researchers.

After 12 rounds of reprobing, GVS Life Sciences Nylon has a lower background and higher signal.

### Features & Benefits

- ◆ Supported charged nylon membrane
- ◆ Specifically designed for multiple reprobing
- ◆ Used for both radiolabelled & non-radiolabelled detection systems
- ◆ Can be used for alkaline blotting
- ◆ Nucleic acid binding is 450 µg/cm<sup>2</sup>

### Typical Applications

- ◆ Radiolabelled & non-radiolabelled detection systems
- ◆ Northern Blotting
- ◆ Southern Blotting
- ◆ Multiple Reprobings
- ◆ Alkaline Blotting
- ◆ UV Crosslinking

### Product Characteristics

Pore Size (µm)	Flow Time (s)	Volume/Vacuum (mL/in Hg)	Flow Rate (mL/min/cm <sup>2</sup> @ 10 psi)	Bubble Point (psi)	Thickness
0,4	20-75	250/20	21.21-79.53	14-20	120-190

### Ordering information


Dimensions Packaging	82 mm 50/pk	82 mm 100/pk	85 mm 50/pk	132 mm 50/pk	132 mm 100/pk	137 mm 50/pk	137 mm 100/pk
Pore size 0.45 µm	1226559	1226561	1226560	1226563	1226565	1226562	1226564

Dimensions Packaging	102x133 mm 10/pk	150x150 mm 5/pk	150x150 mm 25/pk	200x200 mm 5/pk	200x200 mm 25/pk	220x220 mm 5/pk	300x300 mm 5/pk
Pore size 0.45 µm	1226570	1226566	1226572	1226567	1226573	1226568	1226569

Dimensions Packaging	300x300 mm 25/pk	300x500 mm 5/pk	300x500 mm 25/pk	150x3000 mm 1/pk	200x3000 mm 1/pk	300x3000 mm 1/pk
Pore size 0.45 µm	1226575	1226571	1226574	1226558	1226557	1226556

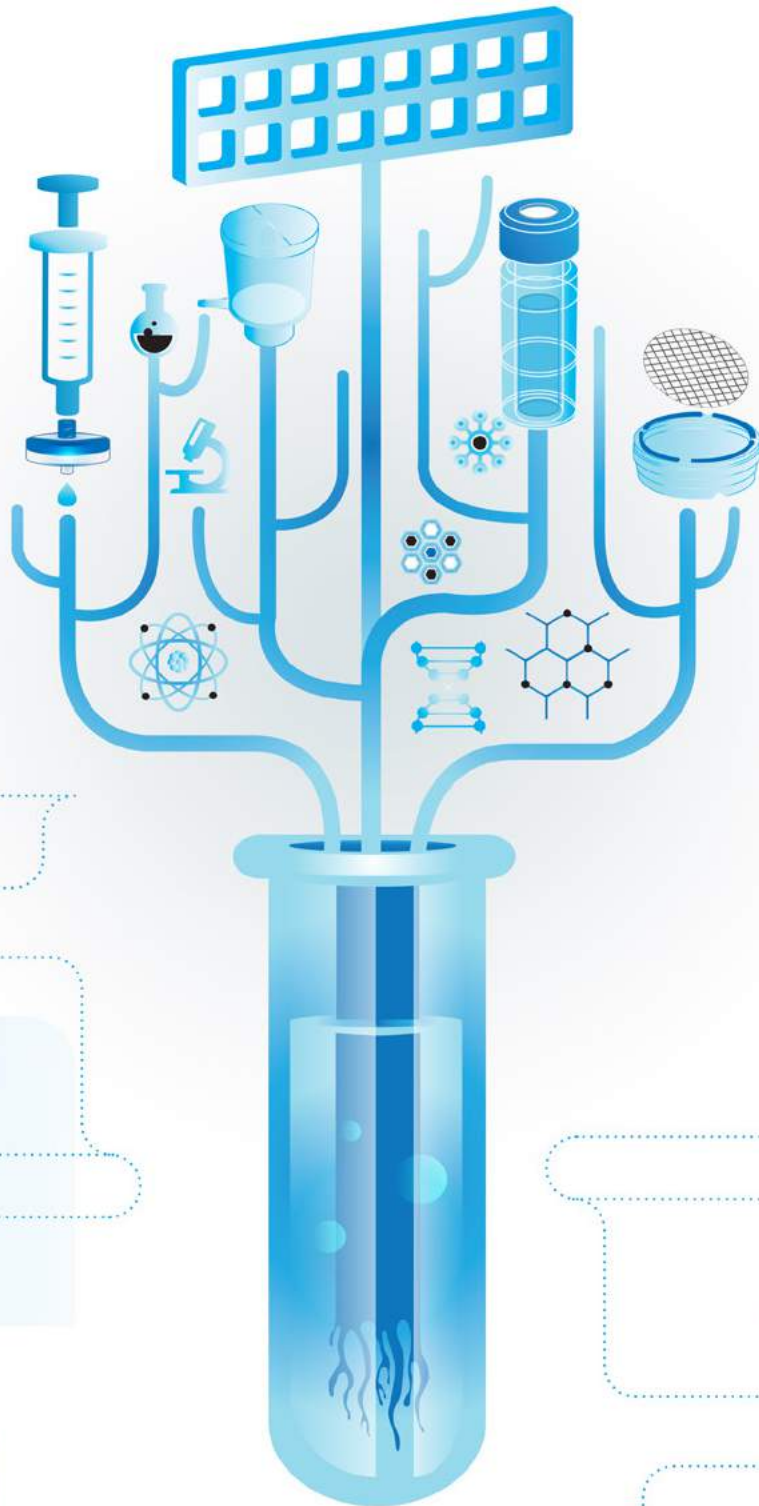






FILTER TECHNOLOGY

# PROTEIN ARRAY



## FAST<sup>™</sup> - Protein Microarray



GVS Life Sciences, is proud to introduce the entire line of FAST protein microarray products:

- ◆ FAST Slides
- ◆ FAST PAK Starter Kits
- ◆ Full line of Buffers and Accessories
- ◆ Scanning, Data System and Development Services

Brought to you by the team who developed and has improved the FAST line of products over the last decade, we welcome your business with products optimized for performance and reliability, using a Quality Management System registered to the ISO 9001 standard.

Protein microarrays have begun to fulfill their great potential. They are now recognized as critical tools for proteomics, biomarker research and drug discovery. They allow discovery and analysis of protein expression patterns, posttranslational modifications and protein interactions involved in cell growth and differentiation, environmental and drug responses and disease progression such as in cancer. Cited in more than 150

publications, FAST Slides have proven to be the surface of choice for designing and building protein microarrays. The surface is a proprietary nitrocellulose coating that non-covalently binds proteins maintaining their native structure. Nitrocellulose provides a homogeneous 3-D surface for uniform protein binding and significantly greater binding capacity than 2-D or ultrathin coatings. With sensitivities down to attamoles ( $10^{-18}$  moles) and near quantitative capture over a broad dynamic range of four orders of magnitude, FAST Slides offer unparalleled detection ability, reproducibility and reliability.

### FAST<sup>™</sup> Protein Arrays are ideal for many applications

Protein arrays are now recognized as a key tool for proteomics research. FAST slides offer unmatched binding capacity, sensitivity and reproducibility ideal for all of your protein array applications. GVS Life Sciences provides a full line of products that allow you to apply the FAST Slide technology to any multiplex need.

#### ◆ Protein Arrays

The high reproducibility and microporous structure of FAST Slides make them excellent for protein arrays used to diagnose infection and autoimmune diseases and for vaccine development and immunity monitoring. In protein arrays, a purified protein is spotted on the FAST Slide surface and the array is used to detect the presence of antibodies or other binding proteins in clinical or experimental samples.

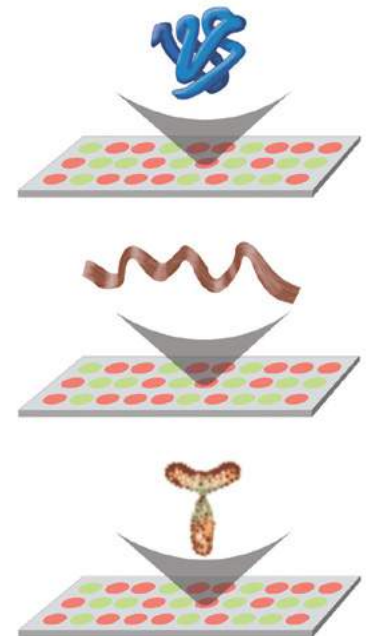
#### ◆ Reverse Phase Protein Arrays (RPPAs)


The high binding capacity, sensitivity and reproducibility of FAST Slides make them ideal for Reverse Phase Protein Arrays (RPPAs) used for biomarker discovery and characterization and in clinical trials to monitor drug effectiveness and disease progression.

FAST Slides allow quantitative binding across the broad dynamic range of protein concentration found in complex biological samples, such as cell lysates or tumor aspirates, arrayed directly onto the slides. The expression of specific proteins is detected with antibodies to the biomarkers of interest. GVS Life Sciences' quality controlled FAST Slide production ensures a consistent surface that allows multiple clinical samples to be interrogated with a variety of antibodies simultaneously.

#### ◆ Antibody Arrays or Micro-Spot Elisa

FAST slides are arrayed with multiple antibodies and the presence of specific proteins is detected by applying a complex biological sample to the slide. When used in combination with a standard curve, the unsurpassed binding capacity that retains the native conformation of proteins bound on FAST Slides allows detection and quantitation of multiple proteins in a single sample.





# PROTEIN ARRAY

## FAST™ Slides provide an optimum immunoassay surface


The high binding capacity over a broad dynamic range results from the surfaces sensitivity during quantitative protein recovery from complex biological samples.

## FAST™ Slides offer long-term stability

FAST Slides provide a stabilizing environment such that proteins arrayed with the GVS Life Sciences Protein Arraying Buffer retain their binding characteristics for more than a year. As shown, there is no deterioration in the fluorescent signal on a FAST Slide from 3-12 months in storage. The long-term stability offers the flexibility of being ready whenever you are.



3 Months




12 Months


## FAST™ Slides are a broadly compatible open platform

FAST Slides are ready for printing (arraying) right out of the box with no activation. They come in different pad formats and are compatible with contact and non-contact printing methods and with existing manual arrayers, robots, scanners and all methods of detection including fluorescence, chemiluminescence, colorimetric and isotopic. Their compatibility make FAST Slides easy to set up and use with low costs and minimal start-up time.

Our focus on quality at GVS Life Sciences (registered to the ISO:9001 standard) ensures production of the most consistent surface possible providing the most reproducible results with every slide, every time. The FAST line from GVS Life Sciences provides an unparalleled set of quantitative and non-quantitative multiplexed assays.



## FAST™ Slides - protein array surface



FAST Slides are glass slides coated with a proprietary nitrocellulose polymer. The polymer binds proteins in a noncovalent, irreversible manner and can be probed using the same method as in traditional blotting.

The 3D surface of a FAST Slide maintains reactivity of proteins and give excellent reproducible results. It is usable with fluorescent, colorimetric, chemiluminescent, or isotopic detection systems and is compatible with microarray scanners and robots.

Perhaps the most significant advantage of Fast® slides over modified glass surfaces is that the matrix retains arrayed protein in near quantitative fashion for up to a year. This property translates into antibody arrays with unparalleled sensitivity below 1pg/mL in antigen concentration. These qualities make FAST Slides the most reliable surface for microarray experiments and provide a high level confidence.


FAST Slides are suitable for many types of protein microarrays including protein arrays, reverse phase protein arrays and microspot ELISAs, also known as antibody arrays. There are tremendous advantages to using FAST Slides for immunoassays over traditional ELISAs including less sample required, better sensitivity, linearity and quantitation. A major advantage of FAST Slides technology is that hundreds or thousands of antibodies or samples can be screened simultaneously. Compared to other microarray surfaces, FAST Slides provide superior binding properties, allowing quantitative detection of proteins over four orders of magnitude in concentration.

### Features & Benefits

- ◆ Superior protein binding capacity
- ◆ Highest sensitivity and dynamic range
- ◆ Excellent long-term stability of printed proteins
- ◆ Compatible with all detection methodologies
- ◆ Compatible with commercially available arraying robots

### FAST Slides Ordering information

Product Code	Description	Specification
10484182	FAST Slide 1-Pad 20 x 51 mm bar coded 20/Pk	Up to 10,000 spots
10486111	FAST Slide 1-Pad 20 x 60 mm bar coded 20/Pk	Up to 10,000 spots
10485317	FAST Slide 2-Pad 20 x 20 mm bar coded 10/Pk	Up to 3,600 spots
10485320	FAST Slide 8-Pad 6 x 6 mm bar coded 10/Pk	Up to 256 spots, Pad spacing 9 mm
10485323	FAST Slide 16-Pad 6 x 6 mm 10/Pk	Up to 256 spots, Pad spacing 9 mm



# PROTEIN ARRAY

## FAST™ BUFFERS- optimized protein array

GVS Life Sciences Protein Array Buffers have been optimized for use on FAST Slides.

### Protein Arraying Buffer

Supplied as a 2X concentrate in 10 mL plastic bottles.

- Enhances long-term protein stability and molecular recognition activity of arrayed proteins
- Enhances activity of arrayed proteins

### Protein Array Washing Buffer

Supplied as a 10X concentrate in 125 mL plastic bottles.

- Excellent washing buffer for protein microarrays
- Preserves protein-protein interactions
- Optimized for use on FAST Slides

### Protein Array Blocking Buffer

Supplied neat in 100 mL plastic bottles.

- Demonstrates superior blocking of protein microarrays
- Exhibits strong reduction of nonspecific antibody-antibody interactions
- Exhibits minimal effects on specific antibody-antigen interactions
- Results in superior signal to noise ratio in protein microarray
- Compatible with all detection methods

### Protein Array Buffers Ordering information

Product Code	Description	Quantity
10485331	Protein Arraying Buffer (2X) 10 mL	4/pk
10485356	Protein Array Blocking Buffer (1X) 100 mL	1/pk
10485330	Protein Array Washing Buffer (10X) 125 mL	4/pk

## FAST™ PAK - protein array kit



FAST PAKs (protein array kits) provide the necessary components for researchers to conveniently build and process their own protein microarrays.

FAST PAKs are available in all FAST Slide pad formats (1-, 2-, 8-, and 16-pads). Each kit contains 10 FAST Slides, 10 incubation chambers, 10 mL Protein Arraying Buffer (2X), 15 mL Protein

Array Blocking Buffer, and 125 mL Protein Array Washing Buffer (10X). A reusable Slide Holder (sold separately) is also needed, either a FAST Frame for up to four slides or a Chip Clip™ for a single FAST Slide.

### Applications

- ELISA format (sandwich assay) experiments using antibody arrays
- Reverse phase protein arrays using cell or tissue lysates
- Purified protein arrays
- Antigen arrays for antibody screening and autoimmune detection
- Carbohydrate arrays
- Lipids and other materials which can be arrayed on microcellulose


### FAST PAK Ordering information

Each kit contains 10 FAST Slides, 10 incubation chambers, 10 mL Protein Arraying Buffer (2X), 15 mL Protein Array Blocking Buffer, and 125 mL Protein Array Washing Buffer (10X).

Product Code	Description	Quantity
10485262	FAST PAK 1-pad protein array kit	1/pk
10485319	FAST PAK 2-pad protein array kit	1/pk
10485322	FAST PAK 8-pad protein array kit	1/pk
10485325	FAST PAK 16-pad protein array kit	1/pk

# PROTEIN ARRAY

## FAST™ Accessories - protein array processing



Increase the ease and convenience of handling and processing FAST Slides and ensure reproducible, consistent results with every slide, every time.

- ▲ 1 FAST Frame Slide holder
- ▲ 2 Chip Clip Slide holder
- ▲ 3 MicroCaster 8-pin hand tool
- ▲ 4 MicroCaster Slide Holder

### FAST Slide Incubation Chambers

Used in conjunction with the FAST Frame or Chip Clip™ Slide Holder, GVS Life Sciences incubation chambers have a secure gasket design forming a tight, leak-proof seal with the FAST Slides to provide a convenient means to conduct binding reactions on protein microarrays. Incubation chambers are designed specifically to fit all FAST Slide formats. Simply remove the reusable incubation chamber when the reaction is finished.

#### Ordering information

Product Code	Description
10486137	Single well incubation chamber for 1 pad 20x51 mm FAST Slides 10/pk
10486087	2-well incubation chamber for 2 pad 20x20 mm FAST Slide 10/pk
10486046	16-well incubation chamber for 8- and 16- pad FAST Slide 10/pk

### FAST Slide Holders

The Chip Clip securely holds one FAST Slide and incubation chamber for procession multiple arrays simultaneously, ensuring leak-proof barriers around the arrayed pads on the slide. The slide and incubation chamber are easily inserted into and removed for the Chip Clip Slide Holder; Side rails hold the chamber firmly against the slide surface. The FAST Frame Slide Holder is designed to hold up to four FAST Slides and their corresponding incubation chambers for high-throughput processing of microarrays. The 96-well spacing (9 mm center to center) of the array pads on the 16-pad FAST Slides makes the loaded FAST Frame compatible with automated liquid handling systems and 8-channel manual pipettors. Each plate processes up to 64 arrays simultaneously. The rows and columns on each plate are labeled for easy indexing and sample application. Both the Chip Clip and FAST Frame Slide Holders are constructed of autoclavable plastic and are compatible with standard 1 x 3" (25 x 76 mm) glass slides when used with GVS Life Sciences incubation chambers.

#### Ordering information

Product Code	Description
10486001	FAST Frame Slide Holder
10486081	Chip Clip™ Slide Holder

### MicroCaster™

The MicroCaster is an economical, entry-level manual microarraying system. With the MicroCaster 8-pin hand tool, samples can be loaded from 96- well or 384-well plates. The MicroCaster Slide holder accommodates two slides. It has a built-in indexing system that enables precise printing of up to 768 spots in an array of 32 x 24 spots. It is designed for 1-pad FAST Slides with 20 x 51mm pad size and is compatible with other slide surfaces. MicroCaster accessories can be used to increase the flexibility of the manual arrayer system by providing accurate source-plate indexing and reliable pin tool cleaning. The MicroCaster microplate indexer is compatible with standard 96-well microplates and the wash and blot station reduces the hassle of pin tool cleaning.


#### Ordering information

Product Code	Description
10485047	MicroCaster System: 8-pin system hand tool, 8-pin system slide holder, pin conditioner and spare replicator pins, 1/pk
10485061	MicroCaster pin conditioner, 30 mL, 1/pk
10485326	MicroCaster replacement pin, 1/pk
10486043	Wash and blot station, 1/pk
10486044	96-well microplate indexer, 1/pk



FILTER TECHNOLOGY

## OEM MEMBRANES



## About Us

GVS Filter Technology is a fully integrated producer and supplier of membrane-based solutions for the life sciences, environmental monitoring and process filtration markets. Our GVS membranes are used for laboratory research, food and beverage production, medical diagnostics, pharmaceutical research and bio-processing. All the membranes are manufactured at our facilities in North America and Italy, allowing for easy and cost-effective customization. GVS Filter Technology has the widest choice of membrane in the market, and thanks to expertise GVS is able to partner with you for all of your OEM Membrane needs.

### Our History

Our roots go back to Schleicher and Schuell Bioscience (S&S), a German-based company with expertise in membrane-based products for life sciences, diagnostics and microbial monitoring. When S&S was acquired by Whatman LLC in 2006, its US operations were moved to a new facility in Sanford, Maine. The state-of-the-art research and manufacturing facility combined expertise in filtration and track etched membranes with the life sciences applications.

In 2011 the company became part of GVS Group and Life Science Membrane Center of Excellence.

Through organic growth and strategic acquisitions, the company, now branded as GVS Filter Technology, became a leading OEM supplier, contract manufacturer and finished goods producer of filtration, life sciences and environmental monitoring consumables. We today manufacture many different type of membranes:

- ◆ Polyethersulfone (PES)
- ◆ Nylon (NY)
- ◆ Nitrocellulose (NC)
- ◆ Cellulose acetate (CA)
- ◆ Polyvinylidene difluoride (PVDF)
- ◆ Polycarbonate track etched (PCTE)
- ◆ Polyester track etched (PETE)


GVS Filter Technology are recognized for quality and responsiveness to our customers. Our focus remains on providing a high level of excellence and service to successfully partner with you.

### Our Facilities & Capabilities


GVS Filter Technology operates in a 24,000 ft<sup>2</sup> state of the art manufacturing facility in Sanford, ME and a 20,000 ft<sup>2</sup> membrane casting facility in Westborough, MA and 20,000 ft<sup>2</sup> membrane casting facilities in Bologna, Italy.

- ◆ The Massachusetts facility includes four membrane casting lines for PES, PVDF, NC and NY.
- ◆ The Maine facility includes several track etched membrane production lines for both PCTE and PETE and a membrane casting line for CA.
- ◆ The Maine facility includes nearly 20,000 ft<sup>2</sup> of clean room for manufacturing space and 4,000 ft<sup>2</sup> of R&D laboratories.
- ◆ The Bologna facility includes PVDF casting line, surface coating treating line, conversion capabilities, clean room and R&D laboratories.
- ◆ Our membrane conversion capabilities, including both razor slitters and rotary shears, provide a broad range of standard and custom roll stock slit widths.

Our expertise and quality control ensure strict adherence to the tight tolerances and performance specifications required for your applications.








## Our Commitment

- ◆ **Performance** - GVS Filter Technology membranes have a long history of use in many applications. From development through continuous improvement and investment, we strive to offer membranes that exceed performance specifications.
- ◆ **Consistency** - The GVS Filter Technology Quality Management System ensures adherence to ISO guidelines, providing a quality product with every run, every time. Documentation and support are there to ensure you meet your regulatory and customer requirements. Our commitment to quality and consistency is evidenced by repeat business from many major life science customers.
- ◆ **Support** - A membrane research team comprised of Ph.D.s and engineers provides the expert technical assistance you need to choose the membrane type and dimension to suit your specific applications.
- ◆ **Product Range** - Our nine casting lines combined with the depth of our knowledge make us uniquely qualified in the field of membrane-based life science solutions.
- ◆ **Continued Process Improvement** - By applying principles of Quality and continuous improvement GVS makes use of advanced design technologies, methods of error prevention and control systems. These system are used throughout the manufacturing processes worldwide to reduce the percentage of products which do not comply with specifications and helps us reach our target of 100% defect free manufacturing.
- ◆ **Flexibility/customization** - Our in-house casting capabilities combined with our conversion facilities allow us to customize almost any offering.
- ◆ **Efficiency** - GVS Filter Technology is a nimble and efficient company with low overhead and administrative burdens. Our size and structure help us to control costs and provide you direct access to the decision-makers and technical experts.

## Our Quality & Certifications

- ◆ GVS Filter Technology facilities are registered to the ISO 9001:2008 standard, and are TS 19649 compliant.
- ◆ Manufacturing clean rooms are rated to class 100,000 (ISO 5).
- ◆ GVS Filter Technology operates a Quality Management System that ensures lot-to-lot consistency, traceability and full accountability.
  - Each roll stock order comes with a Certificate of Analysis
- ◆ Most of our membranes have been tested for biocompatibility, toxicity, extractables and bacterial retention.

Our facilities have been audited by many of our major customers, and we welcome your visit and audit.



**We're here for you at every step. Please feel free to contact us at any time for more information:**

[gvs@gvs.com](mailto:gvs@gvs.com)

**Look at Worldwide Distribution Centers on the last page or visiting [www.gvs.com](http://www.gvs.com)**

## Polymeric Membrane Application Guide

Let GVS Filter Technology be your one-source supplier for all your roll stock filtration needs. As the global leader with the widest microporous membrane portfolio, we can consolidate your supplier list. Our staff of scientific professionals have experience in many different industries and can be of assistance no matter what your industrial, bioprocess, or laboratory application may call for.

### Polymeric Hydrophilic Membrane

Membrane Type	Characteristics	Applications	Industries
CA	Hydrophilic, low non-specific binding, low adsorption, thermally stable, uniform pore structure	Protein or enzyme filtration, protein recovery, tissue culture media filtration, wine filtration, prefiltration of plasma fractions and vaccines	Laboratory-Filtration; Environmental-Beverage and Water Testing
PES	Hydrophilic, low protein binding, high throughput, asymmetric structure	Coarse particulate filtration (large pore), final filtration (small pore), biological sample prep, IV filters	Environmental-Beverage Testing; Laboratory-Filtration, Medical Infusion
PES Positively Charged	Hydrophilic, low protein binding, high throughput	IV filters, oncology drug administration, long term administration	Medical Infusion
Air Flow Stop PES	Hydrophilic air flow stop membrane	IV drip chambers	Medical Infusion
NY	Hydrophilic, internally supported, high surface area, high protein binding, low extractables, supported for strength for automated equipment handling	HPLC sample prep, clarify aqueous and organic solvents, alkaline solutions, beverage and pharma processing	Laboratory-Filtration, Analytical, Bioprocessing; Pharmaceutical; Environmental-Beverage Testing
NY Positively Charged Filtration Membrane	Higher binding capacity than NC, internally supported, can withstand multiple reprobings, hydrophilic endotoxin retention	Radiolabeled and non-radiolabeled detection systems, Northern and Southern blotting (nucleic acids), Multiple reprobings, Alkaline transfers, DNA fingerprinting, UV crosslinking, IV filters	Laboratory-Molecular Biology and Diagnostics, Medical Infusion
NC	Hydrophilic, resistant to mild acids, hydrocarbons, formaldehyde and petroleum ethers, high protein binding	Gravimetric and clarifications with aqueous solutions; microbial capture and detection	Laboratory-Filtration; Environmental-Beverage and Water Testing
PVDF Hydrophilic	High Flow Rates, Low Extractables, Broad Chemical Compatibility, Very low protein binding	TC media, pharma, ingredients, HPLC	Pharma to medical

### Polymeric Hydrophobic Membrane

Membrane Type	Characteristics	Applications	Industries
PVDF supported / pure Filtration Membrane	Naturally hydrophobic, pure, high sensitivity, low background, broad chemical compatibility	Protein detection via Western blotting, amino acid analysis, protein sequencing, GC sample prep	Laboratory-Molecular Biology and Diagnostics
PVDF Oleophobic / Emophobic	Naturally hydrophobic, in/post treatment super	Air/gas venting, transducer protector, suction-aspiration, medical device	Medical to pharma, Industrial, Food&beverage, Medical venting, Automotive




## Membrane Characteristics

Filtration through a membrane means that the filter material will stop particles larger than the pore size rating. This enables an absolute pore size rating for the membranes for which they are clearly classified. Bacterial retention claims can be made based on the pore size of the membrane.

### Hydrophilic – Hydrophobic Membranes

Hydrophilic membranes have permeability of aqueous solutions and once wetted, they stop gasses. This means that aqueous solutions pass through hydrophilic membranes but gas is stopped when the membrane is wet until the applied pressure exceeds the “bubble point”, at which time the air will evacuate the pore, the liquid is expelled, and the gas will go through. Dry hydrophilic membrane allows gas to pass through. Our HI-FLO PES membranes are hydrophilic membranes.


- Hydrophobic membranes have permeability to the gas, but they stop aqueous solutions. In other words, they do the opposite job when compared to hydrophilic membranes. This means that gas will pass through these membranes, but aqueous solutions will be stopped. If air or gas can reach the hydrophobic membrane, it will go through, but if the contact with the hydrophobic membrane is not possible, then the gas will not pass through. The pressure at which aqueous solutions will pass through a hydrophobic membrane is called the water breakthrough (WBT) or water intrusion pressure (WIP). PTFE membranes are hydrophobic membranes. PES membranes are hydrophilic membranes.



**Membrane out side wall**

### Pore size

Pore size is determined by the size of the particle that is expected to be retained with a defined with a high degree of efficiency. Pore size is typically stated in micrometers or microns (µm), and should clearly be designated as either nominal or absolute. Nominal pore size is the ability to retain a majority (60% - 98%) of particles having a specific dimension. Retention efficiency is also depending on such process conditions as concentration, operating pressure etc. Rating parameters can vary among manufacturers. When the pore size, or retention, is “nominal”, it should be stated at a particle size and a percent, i.e., 99.97% retention of 0.3 µm particles. Absolute pore size is the ability to retain the 100% of particles of a specific dimension under defined test conditions (particle size, challenge pressure, concentration, detection method).



**Membrane cross section**

<b>Pore Size</b>	<b>Challenge Organism:</b>
0.1 micron	Acholeplasma laidlawii
0.2 micron	Brevundimonas diminuta
0.45 micron	Serratia marcescens
0.8 micron	Lactobacillus species
1.2 micron	Candida albicans

The above table shows proper pore size of hydrophilic membranes to be used to retain the corresponding bacteria. Hydrophobic membranes are about ten times more efficient in retaining bacteria in air than they are in liquids using the same pore size.

# FILTRATION GUIDE

## Chemical compatibility

This is the ability of the membrane to resist to chemicals without mechanical or chemical damage from chemical exposure. Information about the liquid used with a specific filter material should be outlined before application to determine compatibility, GVS Life Sciences can assist customers in choosing the proper filter (and housing) materials.

## Extractables

Extractables are contaminants (typically chemicals) that elute from the filter which might affect quality of the effluent. Wetting agents (surfactants), manufacturing or sterilization residuals are the main cause of undesired extractables. Typical problems caused by extractables are found in the following applications:

- HPLC analysis (strange result)
- Cell culture (cytotoxicity)
- Microbiological analysis (affects the microorganism)
- Environmental analysis (contaminants)

Flushing of the line prior to use can reduce Extractables and their adverse effects.

## Binding

This is the property of substances to be filtered having affinity with membranes. This could be a positive effect in some circumstances, but most of the time it can create adverse effects. Particularly it could lead to loss of active components of the liquid to be filtered reducing its beneficial effect. Our PES HI-FLO membrane is low protein binding.

## Thermal Stability

This characteristic allows unchanged performance at elevated temperatures. Some membranes can only be sterilized by EtO. Others can be gamma, beta or e-beam sterilized, as well as EtO. Others can be also steam sterilized with no adverse affects. Membrane performance is sometimes reduced at temperature higher than 25°C, and high temperatures can also reduce chemical stability. PTFE membrane is widely stable (any type of sterilization) if the product is designed properly. PES membrane is suggested for EtO and irradiation (no steam sterilization).

## Biosafety

These tests are conducted in compliance with ISO-10993 and USP class VI, see specifications Tests that are conducted are: Cytotoxicity – Sensitization – Irritation intracutaneous reactivity – Systemic toxicity (acute) – Hemocompatibility (Hemolysis).

## Pyrogenicity

Pyrogens are chemicals on the filter media and other components that are caused by the waste of dead bacteria. When introduced to a patient, they can elevate the patient's temperature, and can cause complications – even death. Filters that are pyrogenic can make solutions pyrogenic.

They cannot be removed by sterilization, so it is very important that non-pyrogenic filter media and components are used in the production of medical filter devices. The test to determine the pyrogenicity is the LAL test (Limulus Amebocyte Lysate test).

## Bubble Point (BP)

Typically this test that is performed on hydrophilic membranes. The BP pressure is the pressure to force air through a wetted hydrophilic membrane. These tests are typically performed with water; however, this test can be conducted on hydrophobic membranes using liquids other than water that will wet the membrane. The BP is an indication of the membrane pore size, as related to actual bacterial retention. This test can also be performed on hydrophobic membranes if the correct solvent (instead of aqueous solution) is used, and is compatible with the entire product.

## Water Breakthrough (WBT)

This is the test performed on hydrophobic membranes, and it is also related to the pore size of the membrane. The WBT pressure (sometimes referred to as water intrusion pressure) is the pressure it takes to force an aqueous solution through a hydrophobic membrane.



### Water Flow Rate (WFR)

Typically this test is performed on hydrophilic membranes. The WFR has the aim to measure the flow of a liquid through a wetted hydrophilic membrane, at a fixed test pressure and time. This test is typically performed with water; however, it can be performed with other solutions, as long as the filter media is compatible with the liquid.

### Air Flow (AF)

This is a flow rate typically related to hydrophobic membranes. It is the amount of air that passes through a fixed surface of membrane with a specific applied pressure.

### Filter Efficiency (FE)

Quantity of particulate or bacteria retained compared to the total quantity of particulate or bacteria to which the filter is challenged. It is expressed in % and referred to a specific size of particles.

### Effective Filtration Area (EFA)

This is the actual filtration area in a device that is subject to filtration. The sealing surfaces should be eliminated from the calculations of the device EFA.

## Polymer Information

Thermoplastics and thermosets are the two basic groups of plastic materials. Thermoplastic resins can be repeatedly melted and solidified by heating and cooling so that any scrap generated in processing can be theoretically reused. No chemical change generally takes place during forming. Usually, thermoplastic polymers are supplied in the form of pellets, which often contain additives to enhance processing or to provide necessary characteristics in the finished product (e.g., color, conductivity, etc.). The temperature service range of thermoplastics is limited by their loss of physical strength and eventual melting at elevated temperatures.

### Polypropylene (PP)

It is similar to polyethylene, but each unit of the chain has a methyl group attached. It is translucent, autocavable, and has no known solvent at room temperature. It is slightly more susceptible to strong oxidizing agents than conventional polyethylene because of its many branches (methyl groups, in this case). Polypropylene is noted for its excellent chemical resistance in corrosive environments. This polymer is easily welded and machined.

#### Typical properties:

- ◆ Clean/High Purity
- ◆ Good Dimensional Stability
- ◆ Good Organoleptic Properties
- ◆ High Clarity
- ◆ High Flow
- ◆ High Stiffness
- ◆ Homopolymer
- ◆ Low Warpage
- ◆ Narrow Molecular Weight Distribution
- ◆ Nucleated

# FILTRATION GUIDE

## Polyethylene (PE) Plastic

Huge family of resins obtained by polymerizing ethylene gas, and it is available in a range of flexibilities. Polyethylene can be formed by a wide variety of thermoplastic processing methods and is particularly useful where moisture resistance is required. Low-density polyethylene (LDPE) has more extensive branching, resulting in a less compact molecular structure. High-density polyethylene (HDPE) has minimal branching, which makes it more rigid and less permeable than LDPE. Linear low-density polyethylene (LLDPE) combines the toughness of low-density polyethylene with the rigidity of high-density polyethylene.

### Typical properties:

- ◆ Good Processability
- ◆ Food Contact Acceptable
- ◆ Antioxidant
- ◆ High ESCR (Stress Crack Resist.)
- ◆ Low Density
- ◆ High Impact Resistance

## Acrylic-based polymer

Acrylic polymer developed especially for use in the Medical Device Industry. The material is transparent and tough offer gamma and ETO sterilization resistance, and they are easy to process and weld easily to PVC. Typical applications include disposable medical diagnostic devices such as cassettes and cuvettes.

### Typical properties:

- ◆ Excellent chemical resistance to fats and oils
- ◆ Excellent bonding and welding capabilities
- ◆ Excellent bonding to PVC tubing
- ◆ Good impact strength
- ◆ Good light transmission
- ◆ Good resistance to EtO, gamma and E-beam sterilization
- ◆ Superior resistance to lipids and alcohol
- ◆ Excellent ductility

## Nylon

This is a group of linear polymers with repeated amide linkages along the backbone. These are produced by an amidation of diamines with dibasic acids, or polymerisation of amino acids. Nylon is strong and tough. It resists abrasion, fatigue and impact. Nylon offers excellent chemical resistance with negligible permeation rates when used with organic solvents. However, it has poor resistance to strong mineral acids, oxidizing agents and certain salts.

### Typical properties:

- ◆ Good Chemical Resistance
- ◆ Good Colorability
- ◆ Good Corrosion Resistance
- ◆ Good Processability
- ◆ Good Toughness
- ◆ Good Wear Resistance
- ◆ High Rigidity
- ◆ High Strength
- ◆ Low Friction

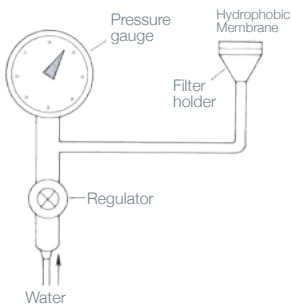
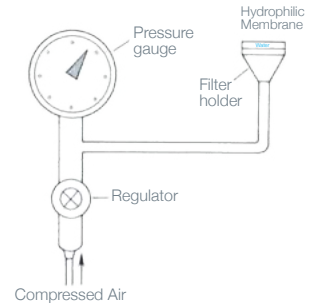


## Measuring a Filter Media's Performance

GVS Filter Technology uses tests to rate the performance of its media. For any other information, feel free to contact us.

### Bubble Point

Measure of the air pressure required to force liquid from the largest wetted pore of a membrane. Serves as an indication of pore size and a barrier to particulates. The bubble point is dependent on the liquid used to wet the membrane; for a given pore size the bubble point will be higher in a liquid with a higher surface tension (such as water) than in a liquid with a lower surface tension (such as isopropyl alcohol). The bubble point rating is determined when the largest pore yields a bubble; the larger the pore, the less pressure required to form the bubble. Expressed in units of pounds/square inch (psi) or bar for membranes.



### Water Breakthrough

Measure of the amount of pressure required to transmit water through the largest pore of a dry hydrophobic media. Serves as an indication of pore size for a hydrophobic membrane. The larger the pore size, the less pressure required to intrude the water. Expressed in the membrane industry in units of pounds/square inch (psi) or bar.

### Water Flow

Measure of the amount of water that flows through a membrane. Related to the degree of contamination, differential pressure, total porosity, and filter area. Expressed in the membrane industry in units of milliliters/minute/square centimeter at a defined pressure.

### Air Flow

Measure of the amount of air that flows through a membrane. Related to the degree of contamination, differential pressure, total porosity, and filter area. Commonly expressed in the membrane industry in liters/minute/square centimeter at a given pressure.

### Filter Efficiency

Measure of the quantity of particulate retained as a function of the total number and size of the challenging particles and differential pressure. Usually expressed as a percentage of retention of predetermined particle size at a given challenge concentration. In the case of bacterial removal efficiency, this may be expressed as a log reduction value.

### Biological Safety Test

Tests conducted on filter construction materials that come in contact with test solutions that simulate most body fluids. Extracts of filter construction materials are tested to establish whether there are potential "leachables" present. Testing is performed to determine whether leachables are capable of inducing measurable degrees of systemic toxicity, localized skin irritation, sensitization reaction, or other biological responses.

### Pirogenicity

Property of a substance that, when injected into the body, causes a rise in body temperature. Filtration materials that come in contact with injectable fluids must meet pyrogenicity standards and are therefore classified as non-pyrogenic.

# COMPATIBILITY CHART

		Filter Media														Housing			
		Cellulose Acetate	Nitrocellulose	Polyethersulfone	Nylon	PTFE (unlaminated)	PTFE (laminated)	PVDF Philiic	RC	Polypropylene	Glass Fiber (binder)	Glass Fiber (no binder)	Silver	Polycarbonate	Polyester	Modified Acrylic	Polysulfone	Polystyrene	Polypropylene
Chemical		ca	nc	pes	ny	ptu	ptl	pvdv	rc	pp	gfb	gfn	ag	pc	pet	ac	ps	pst	pp
ACIDS	Acetic Acid 5%	R	R	R	R	R	R	R	R	R	T	R	R	R	R	N	R	R	R
	Acetic Acid 10%	N	N	R	L	R	R	R	R	R	T	R	R	R	R	N	R	R	R
	Acetic Acid, Glacial	N	N	R	N	R	R	R	R	R	N	R	R	L	NR	N	R	R	L
	Boric Acid	R	R	T	L	R	R	T	T	R	T	T	R	R	R	N	R	R	R
	Hydrochloric, 6N	L	N	R	N	R	R	L	N	R	N	R	R	R	L	N	R	R	T
	Hydrochloric, Conc.	N	N	R	N	R	R	R	N	R	N	R	R	R	N	N	R	R	T
	Hydrofluoric, 10%	N	N	T	N	R	R	R	L	R	N	N	R	T	T	T	T	T	R
	Hydrofluoric, 35%	N	N	T	N	R	T	R	N	T	N	N	R	T	T	T	T	T	T
	Nitric Acid, 6N	L	R	N	N	R	L	T	N	L	N	L	N	R	R	N	N	L	T
	Nitric Acid, Conc.	N	N	N	N	R	N	R	N	N	N	L	N	R	N	N	N	N	T
	Sulfuric Acid, 6N	L	R	T	N	R	L	R	L	L	N	R	N	R	R	N	N	N	T
	Sulfuric Acid, Conc.	N	N	N	N	R	N	T	N	N	N	R	N	N	N	N	N	N	T
ALCOHOLS	Amly Alcohol	R	N	N	R	R	R	R	R	R	R	R	R	T	T	N	R	N	R
	Benzyl Alcohol	L	R	N	L	R	R	R	R	NR	N	N	R	NR	NR	R	R	N	R
	Butyl Alcohol	R	R	R	R	R	R	R	T	R	R	R	R	R	R	R	R	T	R
	Butyl Cellosolve	L	N	T	R	R	R	T	T	R	R	R	R	L	R	T	L	T	T
	Ethyl Alcohol <80%	R	R	R	R	R	R	R	T	R	R	R	R	R	R	L	R	L	T
	Ethyl Alcohol >80%	R	L	R	R	R	R	R	T	R	R	R	R	R	R	L	R	N	T
	Ethylene Glycol	R	L	R	R	R	R	R	R	R	R	R	R	R	R	T	R	T	R
	Glycerine (Glycerol)	R	R	R	R	R	R	R	R	R	R	R	R	R	R	T	R	T	R
	Isobutyl alcohol	R	R	T	R	R	R	R	T	R	N	N	R	R	R	R	R	R	T
	Isopropanol	R	L	R	R	R	R	R	R	R	R	R	R	R	R	T	R	T	T
	Methanol	R	N	R	T	R	R	R	R	R	R	R	R	R	R	T	R	R	T
	Methyl Cellosolve	L	L	T	R	R	R	R	T	R	R	R	R	N	R	T	R	T	T
Propanol	R	R	T	R	R	R	R	R	R	R	R	R	R	R	T	R	T	R	
BASES	Ammonium Hydroxide, 6N	N	N	R	N	R	R	R	L	R	N	R	R	N	L	R	R	T	
	Potassium Hydroxide, 6N	N	N	T	R	R	R	R	L	R	N	T	R	N	N	T	R	T	T
	Sodium Hydroxide, 6N	N	N	R	N	R	R	R	L	R	N	T	R	N	NR	T	T	T	T
SOLVENTS	Acetone	N	N	N	R	R	R	N	R	R	R	R	R	L	R	N	N	N	R
	Acetonitrile	N	N	R	T	R	R	R	R	R	T	R	T	NR	T	N	N	N	R
	Amyl Acetate	L	N	L	R	R	R	R	R	R	N	R	R	R	R	N	N	N	L
	aniline	N	N	R	R	R	R	T	R	R	T	T	R	N	R	T	N	T	L
	Benezene	L	R	R	T	R	L	R	R	L	N	R	R	NR	R	N	N	N	L
	Bromoform	N	R	T	R	R	R	T	T	R	R	R	R	N	R	T	N	T	T
	Butyl Acetate	L	N	L	R	R	R	T	R	R	N	R	R	R	R	N	N	N	L
	Carbon Tetrachloride	L	R	R	R	R	L	R	R	L	N	N	R	NR	R	N	N	N	N
	Cellosolve	R	N	T	R	R	R	T	R	R	R	R	R	R	R	N	N	T	T



# COMPATIBILITY CHART

		Filter Media														Housing			
		Cellulose Acetate	Nitrocellulose	Polyethersulfone	Nylon	PTFE (unlaminated)	PTFE (laminated)	PVDF Philic	RC	Polypropylene	Glass Fiber (binder)	Glass Fiber (no binder)	Silver	Polycarbonate	Polyester	Modified Acrylic	Polysulfone	Polystyrene	Polypropylene
Chemical		ca	nc	pes	ny	ptu	ptl	pvdff	rc	pp	gfb	gfn	ag	pc	pet	ac	ps	pst	pp
SOLVENTS	Chloroform	N	R	N	NR	R	L	R	R	L	R	R	R	N	R	N	L	N	L
	Cyclohexane	R	R	T	R	R	R	T	R	R	R	R	R	R	R	N	R	T	R
	Cyclohexanone	N	N	N	T	R	R	N	R	R	R	R	R	L	T	N	N	N	R
	Diethyl Acetamide	N	N	T	R	R	N	T	R	N	R	R	R	NR	NR	N	N	N	T
	Dimethyl Formamide	N	N	N	R	R	R	N	L	R	N	R	R	NR	NR	N	N	N	R
	Dimethyl Sulfoxide (DMSO)	N	N	N	R	R	R	N	R	R	N	R	T	N	R	N	N	N	T
	Dioxane	N	N	L	R	R	R	R	R	R	R	R	R	N	R	N	N	N	R
	Ethyl Ether	L	L	R	R	R	R	R	R	R	T	R	R	R	R	N	L	N	N
	Ethylene Dichloride	L	L	T	R	R	R	T	T	R	R	R	R	N	R	T	N	T	T
	Formaldehyde	L	N	R	R	R	R	R	T	R	R	R	R	R	R	N	R	N	R
	Freon TF	R	R	R	R	R	R	R	T	R	R	R	R	R	R	L	R	N	T
	Gasoline	R	R	T	R	R	R	R	R	R	R	R	R	R	R	N	R	N	N
	Hexane	R	R	T	R	R	R	R	R	R	L	R	R	R	R	N	R	N	T
	Isopropyl Acetate	N	N	T	R	R	R	N	R	R	N	R	R	R	R	N	N	N	R
	Kerosene	R	R	T	R	R	R	R	R	R	R	R	R	R	R	N	N	N	T
	Methyl Acetate	N	N	T	R	R	R	R	R	R	N	R	R	N	R	N	N	N	R
	Methyl Ethyl Ketone (MEK)	N	N	N	R	R	R	NR	R	R	R	R	R	NR	R	N	N	N	T
	Methyl Isobutyl Ketone	N	N	T	R	R	R	N	R	R	R	R	R	NR	T	N	N	N	T
	Methylene Chloride	N	N	N	T	R	R	R	NR	R	R	R	R	N	NR	N	N	N	N
	Nitrobenzene	N	N	N	T	R	R	R	NR	R	N	N	T	N	NR	N	N	N	R
	Pentane	R	R	R	R	R	L	R	NR	L	R	R	R	R	R	N	R	N	T
	Perchloroethylene	R	R	N	R	R	R	T	R	R	N	N	R	T	T	N	L	N	L
	Pyridine	N	N	N	T	R	R	N	R	R	N	R	R	N	T	N	N	N	L
	Tetrahydrofuran	N	N	N	T	L	L	N	R	L	T	L	R	N	T	N	N	N	L
	Toluene	L	R	N	R	R	L	R	R	L	N	R	R	L	R	N	N	N	L
	Trichloroethane	L	N	L	T	R	R	T	NR	R	T	T	R	N	T	N	N	N	T
	Trichlorethylene	R	R	R	T	L	L	R	R	L	N	N	R	B	ND	N	N	N	N
	Triethylamine	R	L	T	R	R	R	T	R	R	R	R	R	L	R	T	N	T	T
Xylene	R	R	L	T	R	L	R	R	L	R	R	R	NR	NR	N	N	N	R	
MISCELLANEOUS	Cottonseed Oil	R	R	T	R	R	R	T	T	R	L	R	R	R	T	T	R	T	R
	Hydrogen Peroxide (30%)	R	R	T	R	R	R	R	R	R	R	R	R	R	R	T	R	T	R
	Kodak KMER FTFR	N	N	T	R	R	R	T	T	R	N	N	R	R	R	N	R	N	T
	Peanut Oil	R	R	T	R	R	R	T	T	R	R	R	R	R	R	T	R	T	T
	Petroleum Oils	T	R	L	T	R	T	R	R	T	T	T	R	R	R	T	T	T	R
	Sesame Oil	R	R	T	R	R	R	T	T	R	R	R	R	R	R	T	R	T	T
	Shipley (AS-111,340,1350)	N	N	T	R	R	R	T	T	R	N	N	R	R	R	N	R	N	T
	Silicone Oils	R	R	R	R	R	R	R	R	R	R	R	R	R	R	T	R	T	R
	Turpentine	R	R	T	R	R	R	T	T	R	R	R	R	R	R	T	R	T	T
	Waycoat 59	N	N	T	R	R	R	T	T	R	N	N	R	R	R	N	R	N	T

# PRODUCT CODE INDEX

Product Code	Page								
759310	62	1213078	17	1213596	17	1213825	41	1214575	67
1212374	36	1213080	17	1213605	17	1213865	23	1214576	67
1212375	36	1213081	17	1213611	17	1213882	23	1214580	67
1212379	45	1213089	17	1213616	17	1213883	23	1214581	67
1212380	45	1213090	17	1213617	17	1213888	64	1214588	66
1212381	45	1213091	17	1213619	17	1213889	47	1214604	39
1212383	45	1213095	17	1213620	17	1213893	17	1214669	39
1212390	45	1213098	17	1213621	17	1213941	17	1214726	66
1212391	45	1213100	17	1213622	17	1213943	65	1214756	39
1212392	45	1213101	17	1213641	11	1213958	36	1214759	39
1212394	45	1213111	17	1213730	36	1213991	64	1214760	39
1212517	36	1213113	17	1213760	41	1213992	66	1214778	11
1212590	65	1213124	36	1213761	41	1213999	64	1214839	38
1212597	65	1213125	36	1213762	41	1214014	11	1214851	36
1212602	65	1213154	18	1213763	41	1214038	36	1214880	41
1212620	36	1213155	18	1213764	41	1214124	23	1214881	41
1212631	38	1213157	17	1213765	41	1214169	39	1214882	38
1212632	65	1213158	18	1213766	41	1214170	39	1214898	38
1212636	66	1213160	18	1213768	41	1214193	39	1214909	38
1212637	66	1213161	18	1213769	41	1214237	45	1214920	39
1212639	66	1213192	11	1213770	41	1214238	45	1214932	11
1212644	66	1213305	36	1213771	41	1214239	45	1214941	38
1212648	36	1213314	64	1213772	41	1214240	45	1214950	38
1212661	49	1213343	36	1213774	41	1214241	45	1214956	41
1212689	65	1213358	36	1213775	41	1214245	68	1214959	38
1212690	65	1213364	68	1213776	41	1214250	22	1214966	11
1212783	66	1213370	68	1213778	41	1214260	22	1214969	38
1212790	47	1213372	68	1213779	41	1214357	36	1214977	38
1212846	36	1213373	68	1213780	41	1214370	36	1214978	65
1212929	17	1213375	68	1213782	41	1214411	36	1214994	68
1212930	17	1213379	68	1213783	41	1214428	68	1215019	38
1212932	17	1213380	68	1213784	41	1214429	66	1215027	38
1212933	17	1213382	68	1213786	41	1214456	38	1215032	66
1212935	17	1213383	68	1213788	41	1214465	39	1215036	49
1212936	18	1213384	68	1213789	41	1214475	39	1215037	66
1212937	18	1213391	68	1213790	41	1214495	67	1215041	48
1212942	36	1213395	68	1213791	41	1214496	67	1215042	48
1212949	17	1213403	68	1213792	41	1214497	67	1215043	48
1212950	17	1213404	68	1213793	41	1214498	67	1215044	48
1212951	17	1213405	68	1213794	41	1214509	68	1215046	49
1212953	17	1213409	68	1213796	41	1214526	22	1215047	49
1212954	17	1213410	68	1213797	41	1214527	38	1215048	49
1212971	17	1213411	68	1213798	41	1214532	39	1215049	49
1212972	17	1213412	68	1213799	41	1214533	38	1215050	48
1212975	17	1213416	68	1213800	41	1214554	38	1215051	48
1212978	18	1213419	68	1213804	36	1214560	65	1215052	48
1212982	18	1213422	68	1213805	36	1214565	38	1215053	48
1212987	18	1213441	68	1213810	41	1214567	47	1215054	49
1212992	18	1213442	68	1213811	41	1214568	39	1215055	48
1213037	36	1213516	36	1213812	41	1214571	67	1215056	49
1213057	17	1213578	17	1213813	41	1214572	67	1215057	49
1213058	17	1213584	17	1213815	41	1214573	67	1215058	49
1213070	17	1213591	17	1213816	41	1214574	67	1215059	48

# PRODUCT CODE INDEX



1215062	49	1215311	47	1215487	42	1220702	51	1221404	51
1215063	49	1215315	47	1215488	42	1220823	48	1221405	51
1215068	49	1215316	38	1215489	42	1220824	45	1221406	51
1215069	49	1215317	49	1215490	42	1220827	51	1221409	51
1215070	49	1215321	49	1215491	42	1220835	48	1221410	51
1215071	47	1215323	38	1215492	42	1220860	49	1221411	51
1215073	48	1215324	51	1215493	42	1220861	49	1221412	51
1215074	36	1215367	51	1215494	42	1220867	48	1221413	51
1215077	49	1215368	39	1215495	42	1220868	49	1221414	51
1215078	49	1215373	51	1215496	42	1220871	51	1221415	51
1215116	48	1215374	51	1215500	51	1220886	51	1221416	51
1215117	48	1215376	38	1215522	51	1220891	49	1221417	51
1215118	48	1215379	51	1215533	36	1220941	48	1221418	51
1215138	47	1215380	38	1215534	51	1220950	21	1221419	51
1215141	51	1215385	49	1215605	49	1220969	51	1221420	51
1215142	47	1215388	49	1215606	49	1220970	49	1221423	51
1215145	49	1215392	64	1215608	49	1220987	49	1221424	51
1215147	49	1215403	49	1215609	47	1220988	49	1221426	51
1215148	48	1215411	38	1215610	49	1221004	49	1221429	48
1215150	49	1215412	38	1215611	49	1221005	49	1221441	41
1215151	49	1215415	38	1215612	49	1221008	39	1221485	49
1215152	49	1215416	38	1215613	49	1221009	49	1221503	47
1215153	49	1215419	38	1215614	49	1221181	47	1221504	48
1215161	47	1215421	38	1215615	49	1221182	51	1221546	36
1215163	51	1215424	38	1215617	49	1221227	49	1221730	36
1215173	51	1215425	38	1215618	49	1221229	49	1221746	48
1215179	17	1215427	36	1215619	49	1221230	47	1221871	48
1215183	51	1215428	38	1215620	49	1221231	48	1221955	38
1215185	47	1215431	38	1215621	49	1221232	48	1221976	64
1215188	47	1215432	38	1215622	49	1221286	47	1222017	48
1215194	49	1215433	38	1215623	49	1221290	49	1222018	48
1215198	47	1215435	38	1215624	49	1221291	49	1222025	47
1215201	49	1215437	38	1215625	49	1221292	49	1222026	49
1215207	38	1215438	38	1215627	49	1221293	48	1222027	48
1215215	49	1215440	38	1215628	49	1221295	48	1222028	47
1215218	51	1215441	38	1215629	49	1221296	48	1222030	48
1215219	49	1215442	38	1215630	49	1221297	48	1222032	48
1215236	47	1215443	38	1215631	49	1221300	48	1222035	47
1215257	38	1215448	38	1215632	49	1221302	49	1222037	48
1215263	38	1215450	38	1215633	49	1221329	49	1222038	48
1215271	48	1215451	38	1215634	49	1221331	48	1222063	49
1215274	48	1215452	38	1215635	36	1221334	51	1222064	49
1215275	48	1215453	38	1215637	49	1221383	51	1222070	49
1215281	38	1215455	38	1215638	49	1221385	51	1222071	49
1215288	51	1215456	38	1215676	36	1221387	51	1222072	49
1215290	47	1215458	64	1215984	49	1221388	51	1222073	49
1215297	47	1215463	64	1215985	49	1221389	51	1222074	49
1215303	49	1215469	64	1216611	49	1221397	51	1222075	49
1215304	49	1215471	64	1220668	49	1221398	51	1222077	48
1215305	38	1215476	64	1220671	41	1221399	51	1222080	48
1215308	51	1215483	64	1220684	17	1221401	51	1222081	48
1215309	49	1215485	42	1220686	48	1221402	51	1222082	48
1215310	68	1215486	42	1220694	49	1221403	51	1222084	49

# PRODUCT CODE INDEX

1222085	48	1224125	11	1224774	9	1226563	69	1229461	11
1222086	48	1224126	11	1224775	9	1226564	69	1229462	9
1222088	49	1224127	11	1224780	9	1226565	69	1229463	11
1222089	48	1224128	11	1224781	9	1226566	69	1229464	9
1222091	49	1224129	11	1224782	9	1226567	69	1229465	11
1222092	49	1224135	11	1224787	9	1226568	69	1229466	11
1222093	49	1224136	11	1224788	9	1226569	69	1229467	11
1222094	49	1224137	11	1224789	9	1226570	69	1229469	9
1222095	49	1224143	11	1224794	9	1226571	69	1229470	11
1222096	49	1224144	11	1224795	9	1226572	69	1229471	9
1222102	45	1224145	11	1224796	9	1226573	69	1229472	11
1222103	45	1224150	11	1224801	9	1226574	69	1229473	9
1222230	39	1224151	11	1224802	9	1226575	69	1229474	11
1222240	51	1224157	11	1224803	9	1226664	39	1229475	9
1222242	51	1224158	11	1224808	9	1226665	39	1229476	11
1222246	51	1224159	11	1224809	9	1226916	11	1229477	9
1222248	51	1224164	11	1224810	9	1226917	11	1229478	11
1222249	51	1224165	11	1224811	9	1226939	11	1229479	9
1222251	51	1224166	11	1224812	9	1226940	11	1229480	11
1222253	51	1224172	11	1224813	9	1226941	11	1229540	47
1222254	51	1224173	11	1224814	9	1226942	11	1230356	41
1222256	51	1224174	11	1224815	9	1226943	11	1232919	48
1222258	51	1224175	11	1224817	9	1226944	11	1232921	39
1222260	51	1224176	11	1224818	9	1226945	11	1233373	48
1222267	39	1224177	11	1224966	45	1226946	11	1233541	11
1222295	65	1224211	36	1225120	48	1226947	11	1233543	11
1222452	47	1224310	11	1225184	48	1226950	11	1233544	9
1222479	49	1224311	11	1225617	9	1226951	11	1233545	9
1222482	49	1224312	11	1225618	9	1227203	49	1233547	9
1222851	41	1224313	11	1225619	9	1227204	11	1233548	9
1222854	41	1224314	11	1225620	9	1227205	11	1233549	11
1222855	41	1224315	11	1225622	9	1227207	11	1233550	11
1222856	41	1224487	39	1225623	9	1227208	11	1233551	11
1222857	41	1224490	39	1225781	38	1227213	47	1233871	9
1222858	41	1224492	39	1225783	48	1227264	48	1233882	9
1222859	41	1224585	68	1225792	45	1227352	49	1234298	48
1223036	48	1224680	49	1225881	39	1228132	48	1235494	48
1223340	39	1224690	41	1225882	39	1228342	49	1235748	39
1223871	39	1224746	9	1225883	39	1228824	41	1236363	47
1224067	48	1224747	9	1225884	39	1229443	11	1236904	41
1224100	11	1224748	9	1225894	49	1229444	11	1237423	42
1224101	11	1224753	9	1225932	45	1229445	11	1237721	11
1224103	11	1224754	9	1225982	41	1229447	9	1238010	51
1224104	11	1224755	9	1225985	39	1229448	11	1239192	49
1224105	11	1224760	9	1226156	49	1229449	9	1239465	39
1224106	11	1224761	9	1226157	49	1229450	11	1239556	48
1224112	11	1224763	9	1226556	69	1229451	11	1239557	48
1224113	11	1224764	9	1226557	69	1229452	9	1239558	48
1224114	11	1224765	9	1226558	69	1229453	11	1240382	36
1224119	11	1224766	9	1226559	69	1229454	9	1241477	41
1224120	11	1224767	9	1226560	69	1229458	11	1242278	39
1224121	11	1224768	9	1226561	69	1229459	11	1262579	22
1224124	11	1224773	9	1226562	69	1229460	9	1264834	49




# PRODUCT CODE INDEX

1264835	48	3037802	44	10485262	75	10497506	26
1267014	49	3038551	11	10485317	74	10497507	26
1267667	48	3038552	11	10485319	75	10497508	26
1267681	42	3038824	49	10485320	74	10497509	26
1268126	48	3041202	36	10485322	75	10497510	26
1269206	45	3044270	44	10485323	74	10497511	26
3002536	48	3044271	44	10485325	75	10497600	26
3007164	51	3044272	44	10485326	76	10497601	26
3008749	51	3048260	41	10485330	75	10497602	26
3013824	49	3048300	47	10485331	75	10497603	26
3013825	49	3048982	47	10485356	75	10498303	34
3013826	41	3049247	36	10486001	76	10498304	34
3013893	49	3049952	9	10486043	76	10498305	34
3013894	49	3050121	11	10486044	76	10498306	34
3014223	51	3050122	11	10486046	76	10498315	34
3014503	51	3050851	38	10486081	76	10498316	34
3018505	39	3052148	41	10486087	76	10498402	34
3019515	48	3052874	36	10486111	74	10498404	34
3020351	11	3053082	38	10486137	76	10498406	34
3020528	11	3053377	38	10496101	31	10498407	34
3022140	47	3054144	47	10496102	31	10498408	34
3023084	11	3057106	39	10496103	31	10498503	34
3023135	9	3061196	36	10496104	31	10498504	34
3023187	9	3095433	45	10496106	31	10498505	34
3023783	49	10443401	20	10496108	31	10498763	27
3023784	49	10443411	20	10496109	31	10498764	27
3023785	49	10443421	20	10496112	31	FJ13ANCCA002DD01	8
3026028	42	10443423	20	10496113	31	FJ13ANCCA004FD01	8
3026365	39	10443425	20	10496114	31	FJ13ANCCA008ED01	8
3026431	47	10443430	20	10496116	31	FJ13ANCCA012CD01	8
3027176	47	10443435	20	10496119	31	FJ13ANCCA050PD01	8
3027177	48	10448030	20	10496120	31	FJ13ASCCA002DL01	12
3027598	49	10448031	20	10496121	31	FJ13ASCCA004FL01	12
3029505	39	10467001	19	10496124	31	FJ13ASCCA008EL01	12
3031100	38	10467002	19	10496125	31	FJ13ASCCA012CL01	12
3032159	47	10467003	19	10496146	31	FJ13ASCCA050PL01	12
3032862	49	10467004	19	10496151	31	FJ13BNCNC002AD01	8
3032875	39	10467005	19	10496164	31	FJ13BNCNC004AD01	8
3032876	39	10467006	19	10496192	31	FJ13BNPNY002AD01	8
3033092	48	10467007	19	10496705	31	FJ13BNPNY004AD01	8
3033093	48	10467008	19	10496707	31	FJ13BNPPE002AD01	8
3033301	47	10467009	19	10496708	31	FJ13BNPPE005AD01	8
3033302	47	10467010	19	10496709	31	FJ13BNPPH002AD01	8
3034261	48	10467011	19	10496710	31	FJ13BNPPH004AD01	8
3034300	42	10467012	19	10496714	31	FJ13BNPPS002AD01	8
3034567	48	10467013	19	10496744	31	FJ13BNPPS004AD01	8
3034848	49	10467015	19	10496847	31	FJ13BNPPT002AD01	8
3034974	36	10467017	19	10496851	31	FJ13BNPPT004AD01	8
3034975	36	10467019	19	10497500	26	FJ13BNPPV002AD01	8
3035602	48	10467021	19	10497501	26	FJ13BNPPV004AD01	8
3037376	39	10484182	74	10497502	26	FJ13BNPRC002AD01	8
3037800	44	10485047	76	10497503	26	FJ13BNPRC004AD01	8
3037801	44	10485061	76	10497504	26	FJ13BSCPS002AL01	12

# PRODUCT CODE INDEX

FJ13BSCPS004AL01	12	FP047DSLFFGLFC01	58	FP125DME43QANC01	55	MV32ANPPS002EC01	15
FJ13BSCPV002AL01	12	FP055DFA41QANC01	55	FP125DMEFCGLFC01	59	MV32ANPPS004WC01	15
FJ13BSCPV004AL01	12	FP055DFAFAGLFC01	59	FP125DMS02QALC01	53	MV32ANPPT002TC01	15
FJ25ANCCA002DD01	10	FP055DME43QANC01	55	FP125DMS03QLTC01	54	MV32ANPPT004CC01	15
FJ25ANCCA004FD01	10	FP055DMEFCGLFC01	59	FP125DMS40QANC01	56	MV32ANPPV002FC01	15
FJ25ANCCA008ED01	10	FP055DMS02QALC01	53	FP125DSL44QANC01	56	MV32ANPPV004IC01	15
FJ25ANCCA012CD01	10	FP055DMS03QLTC01	54	FP125DXF04QALC01	52	MV32ANPRC002GC01	15
FJ25ANCCA050PD01	10	FP055DMS40QANC01	56	FP125DXS05QALC01	54	MV32ANPRC004LC01	15
FJ25ASCCA002DL01	13	FP055DSL44QANC01	56	FP125DXS42QANC01	57	VF50ANPPT002AC01	14
FJ25ASCCA004FL01	13	FP055DXF04QALC01	52	FP150DFA41QANC01	55	VF50ANPPT004AC01	14
FJ25ASCCA008EL01	13	FP055DXS05QALC01	54	FP150DFAFAGLFC01	59	VF50ASPPT002AX01	14
FJ25ASCCA012CL01	13	FP055DXS42QANC01	57	FP150DME01QALC01	53	VF50ASPPT004AX01	14
FJ25ASCCA050PL01	13	FP070DFA41QANC01	55	FP150DME43QANC01	55		
FJ25BNCNC002AD01	10	FP070DME01QALC01	53	FP150DMS02QALC01	53		
FJ25BNCNC004AD01	10	FP070DME43QANC01	55	FP150DMS03QLTC01	54		
FJ25BNPGF007AD01	10	FP070DMEFCGLFC01	59	FP150DMS40QANC01	56		
FJ25BNPGF010AD01	10	FP070DMS02QALC01	53	FP150DSL44QANC01	56		
FJ25BNPGF012AD01	10	FP070DMS03QLTC01	54	FP150DXF04QALC01	52		
FJ25BNPGF031AD01	10	FP070DMS40QANC01	56	FP150DXS05QALC01	54		
FJ25BNPNY002AD01	10	FP070DSL44QANC01	56	FP150DXS42QANC01	57		
FJ25BNPNY004AD01	10	FP070DSLFFGLFC01	58	FP185DFA41QANC01	55		
FJ25BNPPE002AD01	10	FP070DXF04QALC01	52	FP185DME01QALC01	53		
FJ25BNPPE005AD01	10	FP070DXS05QALC01	54	FP185DME43QANC01	55		
FJ25BNPPH002AD01	10	FP070DXS42QANC01	57	FP185DMS02QALC01	53		
FJ25BNPPH004AD01	10	FP090DFA41QANC01	55	FP185DMS03QLTC01	54		
FJ25BNPPS002AD01	10	FP090DFAFAGLFC01	59	FP185DMS40QANC01	56		
FJ25BNPPS004AD01	10	FP090DME01QALC01	53	FP185DSL44QANC01	56		
FJ25BNPPT002AD01	10	FP090DME43QANC01	55	FP185DXF04QALC01	52		
FJ25BNPPT004AD01	10	FP090DMEFCGLFC01	59	FP185DXS05QALC01	54		
FJ25BNPPV002AD01	10	FP090DMS02QALC01	53	FP185DXS42QANC01	57		
FJ25BNPPV004AD01	10	FP090DMS03QLTC01	54	FP240DFA41QANC01	55		
FJ25BNPPX002AD01	10	FP090DMS40QANC01	56	FP240DME01QALC01	53		
FJ25BNPRC002AD01	10	FP090DSL44QANC01	56	FP240DME43QANC01	55		
FJ25BNPRC004AD01	10	FP090DSLFFGLFC01	58	FP240DMS02QALC01	53		
FJ25BSCCA002AL01	13	FP090DXF04QALC01	52	FP240DMS03QLTC01	54		
FJ25BSCCA004AL01	13	FP090DXS05QALC01	54	FP240DMS40QANC01	56		
FJ25BSCCA008AL01	13	FP090DXS42QANC01	57	FP240DSL44QANC01	56		
FJ25BSCNC002AL01	13	FP110DFA41QANC01	55	FP240DXF04QALC01	52		
FJ25BSCNC004AL01	13	FP110DFAFAGLFC01	59	FP240DXS05QALC01	54		
FJ25BSCNY001AL01	13	FP110DME01QALC01	53	FP240DXS42QANC01	57		
FJ25BSCNY002AL01	13	FP110DME43QANC01	55	FP254RMEFCGLFL01	59		
FJ25BSCNY012AL01	13	FP110DMEFCGLFC01	59	FP320DFA41QANC01	55		
FJ25BSCNY050AL01	13	FP110DMS02QALC01	53	FP320DME01QALC01	53		
FJ25BSCPS002AL01	13	FP110DMS03QLTC01	54	FP320DME43QANC01	55		
FJ25BSCPS004AL01	13	FP110DMS40QANC01	56	FP320DMS02QALC01	53		
FJ25BSCPS008AL01	13	FP110DSL44QANC01	56	FP320DMS03QLTC01	54		
FJ25BSCPV002AL01	13	FP110DSLFFGLFC01	58	FP320DMS40QANC01	56		
FJ25BSCPV004AL01	13	FP110DXF04QALC01	52	FP320DSL44QANC01	56		
FJ25BSNY0042AL01	13	FP110DXS05QALC01	54	FP320DXF04QALC01	52		
FP025DFAFAGLFC01	59	FP110DXS42QANC01	57	FP320DXS05QALC01	54		
FP025DSLFFGLFC01	58	FP125DFA41QANC01	55	FP320DXS42QANC01	57		
FP047DFAFAGLFC01	59	FP125DFAFAGLFC01	59	MV32ANPNY002BC01	15		
FP047DMEFCGLFC01	59	FP125DME01QALC01	53	MV32ANPNY004UC01	15		



CATALOG GVS Life Sciences  
Copyright © 2018 GVS © S.p.A  
All Right Reserved  
Printed in Italy

Printing History:  
Version: 14/02/2018

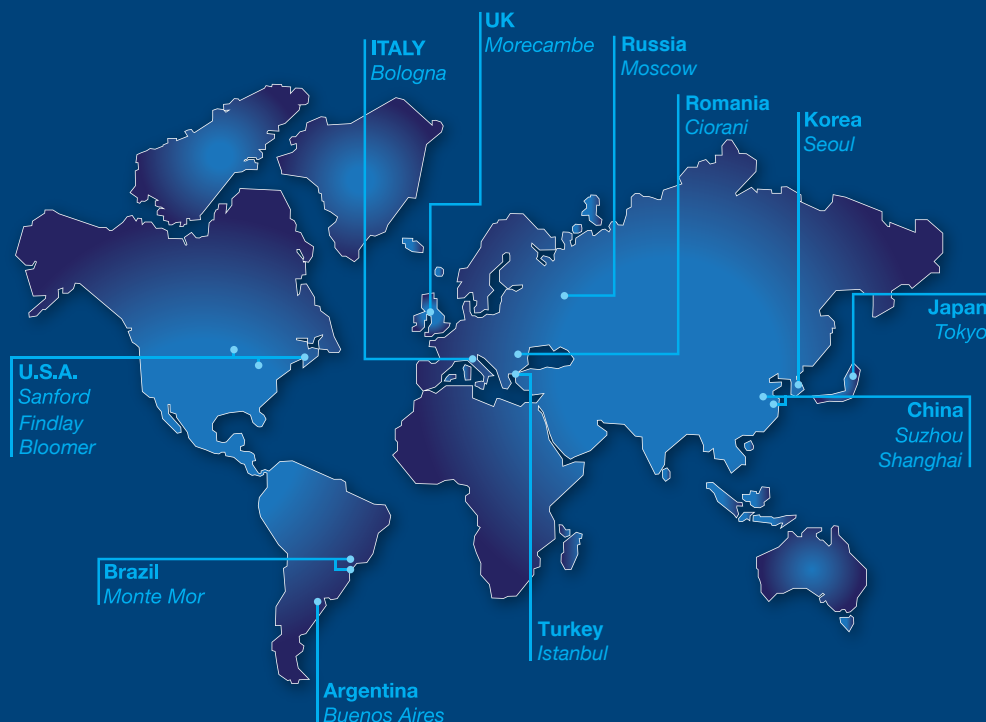
While every precaution has been taken in the preparation of this catalog, data are subject to change without notice.

Results in specific application of GVS Life Sciences products may vary according to the conditions and applications. GVS Life Sciences assumes no responsibility for damage resulting from incorrect use of our products.





## WORLDWIDE DISTRIBUTION CENTERS



### EUROPE

**Italy Office**  
**Headquarters**  
GVS S.p.A.  
Via Roma 50  
40069 Zola Predosa (BO) - Italy  
tel. +39 051 6176311  
fax +39 051 6176200  
gvs@gvs.com

**United Kingdom**  
GVS Filter Technology UK Ltd.  
NFC House  
Vickers Industrial Estate  
Mellishaw Lane, Morecambe  
Lancashire LA3 3EN  
tel. +44 (0) 1524 847600  
gvsuk@gvs.com

**Russia**  
GVS Russia LLC  
Profsoyuznaya Street, 25-A, office 102  
117418, Moscow  
Russian Federation (Russia)  
tel. +7 495 0045077  
gvsrussia@gvs.com

**Romania**  
GVS Microfiltrazione srl  
Str. Principala n. 320 et. 1 – Ciorani de Jos  
JUD . PRAHOVA - CIORANI  
ROMÂNIA  
Tel. +40 244 463044  
gvsro@gvs.com

**Turkey**  
GVS Türkiye  
Nidakule Merdivenköy Mahallesi  
Bora Sokak No:1 Kat:7 34732 İstanbul  
tel. +90 216 468 88 24  
gvsTurkey@gvs.com

### ASIA

**China**  
GVS Technology (Suzhou) Co., Ltd.  
Fengqiao Civil-Run Sci-Tech Park,  
602 Changjiang Road, S.N.D.  
Suzhou, China 215129  
tel. +86 512 6661 9880  
fax: +86 512 6661 9882  
gvschina@gvs.com

GVS Filtration Shanghai  
Building 2, No.366, Minqiu Road,  
Pudong New Area  
Shanghai, Shanghai, 201209 China  
tel. +86-2120766868

**Japan**  
GVS Japan K.K.  
KKD Building 4F, 7-10-12 Nishishinjuku  
Shinjuku-ku, Tokyo 160-0023 Japan  
tel. +81 3 5937 1447  
fax +81 3 5937 1448  
gvsjapan@gvs.com

**Korea**  
GVS Korea Ltd #315 Bricks Tower  
368 Gyungchun-ro(Gaun-dong),  
Namyangju-si, Gyunggi-do,  
Tel: +82 31 563 9873  
Fax: +82 31 563 9874  
gvsKorea@gvs.com

**India**  
India Office  
V30, 14th Street, Anna Nagar,  
Chennai - 600040 India  
Tel. +91 98840 58375  
gvsindia@gvs.com

### AMERICA

**U.S.A.**  
GVS North America, Inc.  
63 Community Drive  
Sanford, ME 04073 - USA  
tel. +1 866 7361250  
info@gvslifesci.com

GVS Filtration Inc.  
2150 Industrial Dr  
Findlay, Ohio, 45840-5402 - USA  
tel. +1 419-423-9040  
gvsfiltration@gvs.com

GVS Filtration Inc.  
2200 W 20th Ave  
Bloomer, Wisconsin, 54724-1918 - USA  
tel. +1 715-568-5944

**Brazil**  
GVS do Brasil Ltda.  
Rodovia Conego Cyriaco Scaranello Pires 251  
Jd. Progresso, CEP 13190-000  
Monte Mor (SP) - Brasil  
tel. +55 19 38797200  
fax +55 19 38797251  
gvs@gvs.com.br

**Argentina**  
GVS Argentina S.A.  
Francisco Acuña de Figueroa  
719 Piso:11 Of: 57  
1416 Buenos Aires - Argentina  
tel. +54 11 49889041  
fax +54 11 49889042  
gvsarg@gvs.com